


Model No. MMAT5S

Spa Therapy™


AROMA THERAPY UNIT




salton

The Archives of
Milton H. Greene, L.L.C.

Milton H. Greene™





Marilyn Monroe stands as one of the 20th century's most enduring images, an icon reborn, it seems, with each new generation. The man who best understood and captured - some say invented - this phenomenon was her friend and partner, the late Milton H. Greene.

It was Greene's unique personal friendship and business relationship with Marilyn Monroe that allowed the extraordinary photographs, recording her moods, beauty, talent and spirit, for which he is most widely remembered. The Monroe collection contains more than 2,000 never before seen photographs of the screen legend.

Greene's remarkable portraits of our most beloved artists, musicians, and personalities are legendary. Some of his subjects are Marlene Dietrich, Frank Sinatra, Judy Garland, Sammy Davis Jr., Ava Gardner, Cary Grant, Bette Davis, Tony Curtis, Paul Newman, Steve McQueen, Audrey Hepburn, Gene Kelly and Sophia Loren.

In a return to an era of lost elegance, The Archives, headed by Milton's eldest son Joshua, is preserving the vision and timeless works of the celebrated photographer. The Archives is dedicated to the restoration, license and sale of an unprecedented wealth of fine photography for use in traditional and interactive marketing, mass media, merchandising, exhibition and private collections.

The Archives, working in conjunction with Salton®, specifically restored and made available the Monroe images used in the packaging of these products.

We invite you to visit our website at www.archivesmhg.com or feel free to contact us.

The Archives of
Milton H. Greene, LLC
278 Maple Street Suite E
Florence, OR 97439
541-997-4970 fax: 541-997-5795

INTRODUCTION

Aroma Therapy, the use of organic "essences", is a practice that has been used for centuries. The "essences", or essential oils, are taken from aromatic plants for healing and maintenance of vitality. The use of these oils can be traced back to ancient Egypt where people used them to "clear the mind".

In ancient Rome, aromatic herbs were used in the home for their calming affects. At that time, aromatic herbs were beginning to be made into essential oils and used for massage. Throughout the years, the use of essential oils has grown. In the middle ages, the use of these oils was widespread in fighting diseases, injuries and psychological problems.

The invention of modern medicine made many of these remedies obsolete. However, the use of essential oils, through massage, inhalation and other sensory applications, has certainly made its way into the mainstream once again.

With your Salton Aroma Therapy Unit, you can benefit from this ancient practice. Included with your unit are our Essential Oil Blends and ten (10) Fragrance Pads.

NOTE: The oils included are not 100% pure essential oils, they are a 40% water/oil blend. You may need to use 2 drops instead of the recommended 1 in some cases.

For more information on essential oils and/or aroma therapy, there are numerous books and guides on the market. You can find these in your local library or bookstore.

We hope that you enjoy your Salton Aroma Therapy Unit. May it help bring happiness and wholeness to your life.

IMPORTANT SAFEGUARDS

When using electrical appliances, especially when children are present, basic safety precautions should always be followed, including the following:

READ ALL INSTRUCTIONS

1. To protect against risk of electrical shock, do not submerge unit or allow AC cord to come in contact with water or other liquids.
2. Close supervision is necessary when any appliance is used by or near children.
3. Use this appliance only for its intended use as described in this manual.
4. Unplug appliance from outlet when not in use, before putting on or taking off parts, and before cleaning.
5. Do not operate appliance with a damaged cord or plug or after the appliance malfunctions or has been dropped or damaged in any manner. Return appliance to the nearest authorized service facility for examination, repair or electrical or mechanical adjustment.
6. The use of attachments not recommended or sold by the manufacturer may cause fire, electric shock, or injury.
7. Do not use outdoors.
8. Do not let cord hang over the edge of table or counter or touch hot surfaces, including the stove.
9. Do not place on or near a hot gas or electric burner, or in a heated oven.
10. Do not use appliance near a lighted candle or an open flame.
11. Never block the air openings of the appliance or place it on a soft surface such as a bed, pillow or couch, where the air openings may be blocked. Keep air openings free of lint or dust.
12. Do not use Aroma Therapy Unit or Essential Oil Blends in the presence of babies under six (6) months old.
13. Do not use Aroma Therapy Unit or Essential Oil Blends in the presence of pregnant women or persons with breathing difficulties without first consulting a physician.

**SAVE THESE INSTRUCTIONS
FOR HOUSEHOLD USE ONLY**

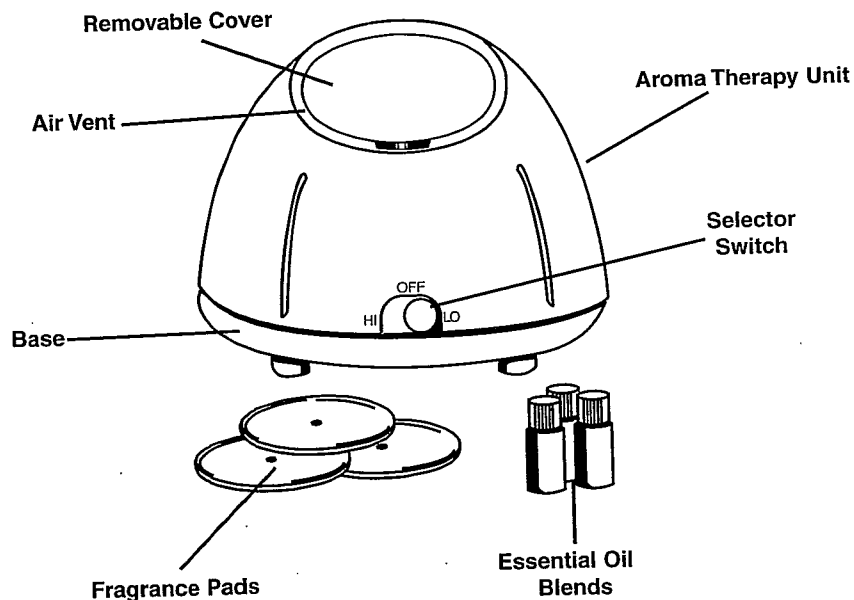
POLARIZED PLUG

This appliance has a polarized plug (one blade is wider than the other). As a safety feature, this plug fits into a polarized outlet only one way. If the plug does not fit into the outlet, reverse the plug and try again. If it still does not fit, contact a qualified electrician. Do not attempt to defeat this safety feature.

GETTING TO KNOW YOUR Salton *Aroma Therapy Unit*

Before attempting to use your Salton Aroma Therapy Unit, you should become familiar with all of the parts. Read all of the instructions and safeguards carefully.

Identify all parts of your Salton Aroma Therapy Unit according to the drawing below so that you have no doubts when reading the instructions that follow.



INSTRUCTIONS FOR USE

Your Salton Aroma Therapy Unit is a clean and safe way to dispense your favorite fragrance without using a hot ring or an open flame. The Aroma Therapy Unit works by gently blowing air through a Fragrance Pad containing a drop or two of an Essential Oil Blend. This method keeps the fragrance pure while avoiding the heat that may cause burning. Burning Essential Oil Blends can alter their fragrance and change their properties.

- 6 Your Aroma Therapy Unit can run continuously until the fragrance is spent. At that time, you will need to change the Fragrance Pad and apply new Oil.

INSTRUCTIONS FOR USE (cont.)

The Salton Aroma Therapy Unit is designed to allow you to combine Essential Oil Blends to your own tastes, moods and emotions. The affects can be used for simple pleasure, or to create a therapeutic atmosphere that is relaxing, soothing and uplifting.

Make sure that the Unit is unplugged while adding the Oil, Fragrance Pad and Cover.

1. Remove the Cover from the Unit by simply lifting it off of the Air Vent.
2. Add desired amount of an Essential Oil Blend onto the Fragrance Pad. You do not need to add more than 2-3 drops at a time. You may mix oils together to create your own scents by mixing them before hand or by dropping the oils directly onto the Fragrance Pad.
3. Place the Fragrance Pad on the underside of the Cover, so that the "spike" goes through the hole in the center of the Fragrance Pad. The Cover should be placed on top of the Air Vent, then push until it snaps into place.
4. Plug the Aroma Therapy Unit into a 120V AC outlet and turn the Power Switch to HI or LO setting.

NOTE: The Aroma Therapy Unit's internal fan is designed to operate for one (1) minute and then turn off for three (3) minutes. This is normal and helps in preventing the unit from overheating.

5. Place Unit on a firm, level surface where airflow into the base is easily accessible.
6. When you are done using the Aroma Therapy Unit, unplug it and remove the Cover by snapping it off of the Air Vent.
7. Remove Fragrance Pad and replace the Cover. Store Pads in a small plastic bag to preserve the fragrance.

NOTE: Additional Fragrance Pads can be purchased through our Customer Service Department, Part # 50091.

USER MAINTENANCE INSTRUCTIONS

To clean the exterior of the Unit, simply wipe with a damp cloth. **DO NOT IMMERSE THE APPLIANCE IN WATER.**

If after use there is still some unspent Oil on the Fragrance Pad, you may store it in a self-sealing plastic bag.

To store the Unit, simply place it in a cool, dry place, or back in its original box.

To store Essential Oil Blends:

- Keep the Oil in dark, glass bottles or vials. Plastic containers are not acceptable storage containers, as the Oil will damage the plastic.
- Be sure that the lid for the Oil is screwed on tightly. The Oil can easily evaporate into the air.
- Store in a cool place away from direct light.

WARNING: *Keep out of reach of children. If swallowed, these oils may cause severe illness. If ingestion occurs, consult a physician immediately.*

ONE YEAR LIMITED WARRANTY

This Salton Product warranty extends to the original consumer of the product.

Warranty Duration: This product is warranted to the original consumer purchaser for a period of one (1) year from the original purchase date.

Warranty Coverage: This product is warranted against defective materials or workmanship. This warranty is void if the product has been damaged by accident, in shipment, unreasonable use, misuse, neglect, improper service, commercial use, repairs by unauthorized personnel or other causes not arising out of defects in materials or workmanship. This warranty is effective only if the product is purchased and operated in the USA, and does not extend to any units which have been used in violations of written instructions furnished by Salton, Inc., or to units that have been altered or modified or to damage to products or parts thereof which have had the serial number removed, altered, defaced or rendered illegible.

Warranty Disclaimers: This warranty is in lieu of all warranties expressed or implied and no representative or person is authorized to assume for Salton, Inc. any other liability in connection with the sale of our products. There shall be no claims for defects or failure of performance or product failure under any theory of tort, contract, or commercial law including, but not limited to, negligence, gross negligence, strict liability, breach of warranty and breach of contract.

Warranty Performance: During the above one-year limited warranty period, a product with a defect will be either repaired or replaced with a reconditioned comparable model (at Salton, Inc.'s option), when the product is returned to the Salton, Inc. facility. The repaired or replacement product will be in warranty for the balance of the one year warranty period and an additional one month period. No charge will be made for such repair or replacement.

Service and Repair

Should the appliance malfunction, you should first call toll-free 1-800-233-9054 between the hours of 9:00am and 5:00pm Central Standard Time and ask for Customer Service stating that you are a consumer with a problem.

In-Warranty Service: For an appliance covered under the warranty period, no charge is made for service or postage. Call for a pre-paid return mailing label (U.S. customers only).

Out-of-Warranty Service: A flat rate charge by model is made for out-of-warranty service. Include \$8.00 for return shipping and handling. Salton, Inc. cannot assume responsibility for loss or damage during incoming shipment. For your protection, carefully package the product for shipment and insure it with the carrier. Be sure to enclose the following items with your appliance: any accessories related to your problem; your full return address and daytime phone number; a note describing the problem you experienced; a copy of your sales receipt or other proof of purchase to determine warranty status. C.O.D. shipments cannot be accepted.

ATTN: Repair Department, Salton, Inc.
550 Business Center Dr.
Mt. Prospect, IL 60056



For more information on Salton/Maxim products:
visit our website: <http://www.salton-maxim.com>
or email us at: salton@saltonusa.com