

Relaxor[®]



NATURE SOUNDS **5** WITH MASSAGE
MASSAGE MOTORS
STEREO NATURE SOUNDS

Soft Tissue
Massage
with Soothing
Nature Sounds

Model
926

**OWNERS MANUAL and
OPERATING INSTRUCTIONS**

Dear Customer:

Thank you for purchasing the **Relaxor** 5-Motor Soft Tissue Massage Seat Topper with Soothing Nature Sounds.

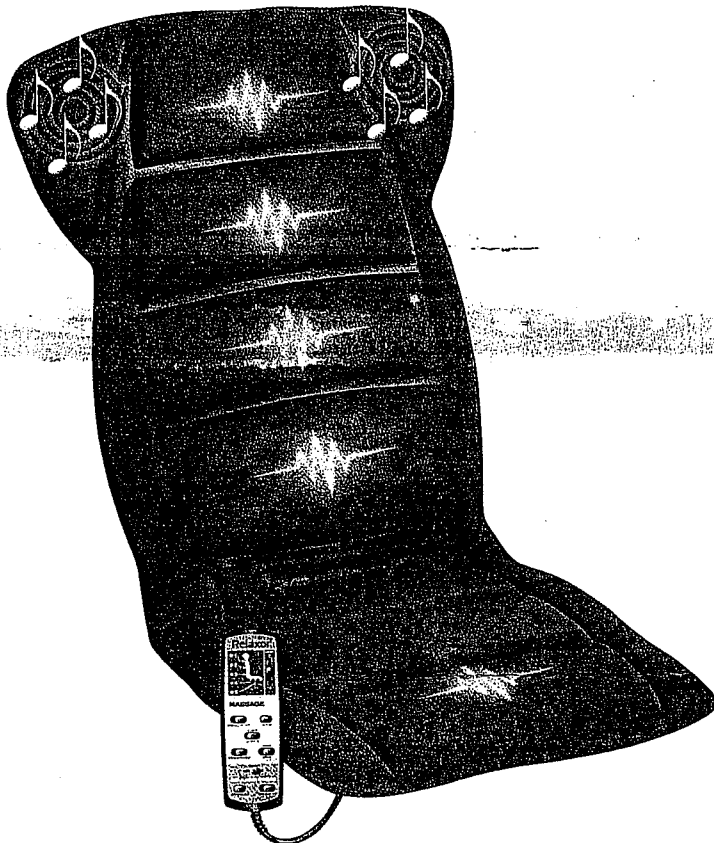
This 5-Motor Soft Tissue Massage Seat Topper with soothing nature sounds, is the latest and most advanced in engineering design for comfort and optimal listening. You can now enjoy the full benefits of a relaxing massage and the soothing sounds of nature in one unique product.

It provides many customized settings, allowing you to create your own personalized massage. In addition, it offers the user six soothing sounds to promote rest and relaxation.

In order to enhance your enjoyment and maximize the benefits of your new purchase, please take a few moments to read the following instructions.

Relaxor®

FEATURES AND BENEFITS



Enjoy these Relaxing Benefits!


- Adds massage with soothing heat and sound therapy to any chair
- 5 soft tissue massaging motors in 5 strategically placed zones :
 - Zone 1: (1) one motor in the neck area
 - Zone 2: (1) one motor in the mid-back area
 - Zone 3: (1) one motor in the lower back area
 - Zone 4: (1) one motor in the upper thigh area
 - Zone 5: (1) one motors in lower thigh area
- Soothing heat in the lower lumbar area.
- 14 customized massage settings.
- 3 styles of massage:
 - SELECT - isolates a specific massage zone.
 - WAVE - for a wave-like sensation.
 - ALL - an all over massage.
- LO-MED-HI intensity.
- Adjustable massage speed cycle.
- Automatic 15 minute shut-off timer.
- Ergonomically designed for comfort and support.
- Fits most chairs easily.
- May be used in the home, office or car.

Plus 6 Soothing Nature Sounds

- Listen to 6 relaxing environmental sounds of:
 - Song Birds: Awake to the cheerful sounds of nature's chorus line.
 - Wind Chimes: A gentle breeze sends forth these tones of harmony.
 - Night Moves: Nature's nocturnal symphony of crickets and frogs serenade you.
 - Heartbeat: The reassuring beat of human warmth will soothe the child in all of us .
 - White Noise: Leave unwanted noise behind with this cascade of soothing sounds.
 - Rolling Waves: Lose yourself in the continuous rhythm of ocean waves rolling toward shore.
- Headphone outlet for private listening.
- 2 dual full frequency speakers.
- Advanced engineering design for optimal listening.
- Programmable features.
- User friendly control wand-gives access to both the massage and the sound therapy features




Song Birds



Rolling Waves



Wind Chimes



Heart Beat



Night Moves



White Noise

Relaxor®

HOW TO OPERATE YOUR 5-MOTOR MASSAGING SEAT TOPPER WITH SOOTHING NATURE SOUNDS

1. Join the plug from the cable on the COMMAND WAND to the matching receptacle which exits from your **Relaxor** product.
Align the arrow on the plug cable with the arrow on the receptacle. Push both parts firmly together.
2. Leave the POWER switch on the COMMAND WAND in the OFF position. Put the RELAX-BOTH-HEAT switch in the RELAX position.
3. Plug the cord from the TRANSFORMER into the remaining receptacle coming from your product, and then plug the TRANSFORMER body into the electrical wall outlet: (120 volts-60Hz power.)
4. Sit on your seat topper and start by following the next instructions to familiarize yourself with the system operation.
5. Place the WAVE-ALL-SELECT switch in the SELECT position. Set the INTENSITY knob on LO.

Turn on the POWER switch.

You can now manually position the massage action to any one of five body locations. Each time you press the POSITION button you will move the massage action one position up or down, as indicated by the green lights on the COMMAND WAND. Choose the desired intensity by selecting either LO, MED, or HI.

6. Set WAVE-ALL-SELECT switch to WAVE. Slowly move the SPEED knob up and down to find the wave action you like best.
The green lights on the COMMAND WAND will flash in sequential order from top to bottom, then back up to top continuously repeating this cycle. The lights show the activation of the corresponding pulsing transducers and you will feel a gentle massaging action at the position shown by the lights.
7. Move the WAVE-ALL-SELECT switch to ALL to get an overall massage.
8. Move the RELAX-BOTH-HEAT switch to HEAT, and after a short warmup time, enjoy comforting warmth in the lower back (lumbar) area. Now move the switch to BOTH and indulge in the ultimate combination of a relaxing massage and heat.

To Add Soothing Sounds:

1. Slide the "SOUND-OFF-ON" switch to "ON".
2. Press the "SOUND SELECT" button until you reach the sounds of your choice.
Note: The sounds will change upon pressing of the "SOUND SELECT" button.
3. Adjust the "VOLUME" slide button to the desired sound level.
4. To turn off the sound, slide the "SOUND-OFF-ON" switch to "OFF"

Connecting Headphone to control wand:

Insert the headphone plug into the headphone jack located at the bottom of the control wand.

You have now completed all of the operational choices provided on the COMMAND WAND. The system will automatically shut-down after approximately 15-minutes of operation. To restart, simply move the POWER switch to OFF then back to ON.

Now close your eyes and enjoy your **Relaxor** product.


Note: It is normal for the COMMAND WAND to become warm during use. If your **Relaxor** System does not operate properly, or you need assistance for any reason, call:

Customer Service-JB Research, Inc., Los Angeles, CA **1-800-RELAXOR**

Relaxor®

WAND INSTRUCTIONS

POWER



POWER:

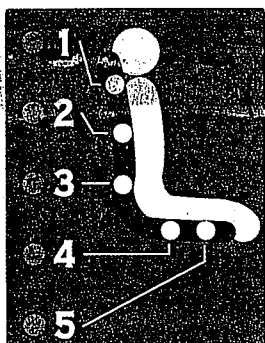
- Turn on: Slide OFF/ON button to ON
- Turn off: Slide OFF/ON button to OFF
- 15 minute timer
- To reset after timer shuts off: Slide the OFF/ON button to OFF, then back to ON.

RELAX•BOTH•HEAT



SOOTHING HEAT:

- Turn on: Slide OFF/ON button to ON
- Heat with massage: Slide the RELAX-BOTH-HEAT button to BOTH
- Heat without massage: Slide the RELAX-BOTH-HEAT button to HEAT
- To reset after timer shuts off: Slide the OFF/ON button to OFF, then back to ON



5 MASSAGING MOTORS:

ZONES:

- ① 1 Motor - Neck area
- ② 1 Motor - Mid-back area
- ③ 1 Motor - Lower back area w/soothing heat
- ④ 1 Motor - Upper Thigh
- ⑤ 1 Motor - Lower Thigh

3 DIFFERENT STYLES OF MASSAGE

WAVE



WAVE - Massaging motors cycle down and back to top in a wave-like sensation

- Slide the WAVE-ALL-SELECT button to WAVE
- Adjust the intensity and speed to your preference (see Intensity and Speed directions).

ALL

SELECT



ALL - For an overall massage

- Slide the WAVE-ALL-SELECT button to ALL

SELECT - Isolates the individual massaging zone

- Slide the WAVE-ALL-SELECT button to SELECT
 - Adjust the intensity to your preference
- (Note: The LED light will show the zone that is active)

INTENSITY - Choose LO-MED-HI for desired intensity.

SPEED - Adjust from down to up to control the cycling speed of the massaging motors. Lighted LEDs will show what region of the body is active with massage.

RELAXOR® SOUND



VOLUME - Controls the volume of your Soothing Sounds



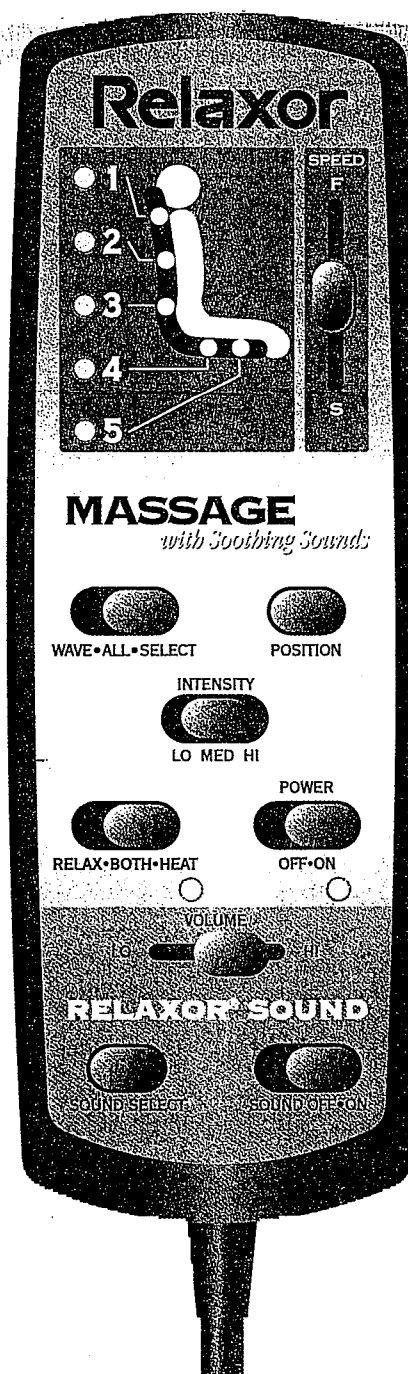
SOUND SELECT - Choose from 6 different sounds



SOUND OFF-ON - Massage with or without sound



Headphone can be used for private listening (not included).
(Headphone jack located at bottom of wand)



IMPORTANT SAFETY INSTRUCTIONS

Read all instructions before using the 5-Motor Soft Tissue Massage Seat Topper with Soothing Nature Sounds

DANGER!

To reduce risk of electric shock:

1. Always unplug the product from the electrical outlet immediately after using and before cleaning.
2. Do not reach for a product that has fallen into water. Unplug immediately.
3. Do not use while bathing or in a shower.

WARNING!

To reduce risk of burns, fire, electric shock, or injury to persons:

1. Your **Relaxor** product should never be left unattended when plugged in. Unplug from outlet when not in use, and before putting on or taking off parts.
2. Use this product only for its intended use as described in this manual. Do not use attachments not recommended by the manufacturer.
3. Never operate the **Relaxor** product if it has a damaged cord or plug, if it is not working properly, if it has been dropped or damaged, or dropped into water. Contact your dealer for instructions on returning it for examination and repair.
4. Close supervision is necessary when this product is used by, on, or near children or disabled persons.
5. Do not use outdoors.
6. Keep the cord away from heated surfaces.
7. Do not operate where aerosol (spray) products are being used or where oxygen is being administered.
8. Use heated surfaces carefully. May cause serious burns. Do not use heated surfaces over insensitive skin areas or in the presence of poor circulation.
9. If you are under a physician's care and/or have a condition requiring the use of any medical device, please consult your health care provider prior to using this product.

MAINTENANCE AND CARE INSTRUCTIONS:

No user maintenance of this product is required. If the System does not function, be sure...

- (a) The TRANSFORMER is plugged into an electrical outlet.
- (b) The Transformer cord and COMMAND WAND cord are plugged into, and fully engaged, in their respective receptacles.

If there is a malfunction of any kind, contact your dealer for instructions on returning it for examination and repair.

How To Clean

You may clean the seat topper with a damp cloth and warm water.
DO NOT SATURATE. Allow adequate time to dry.

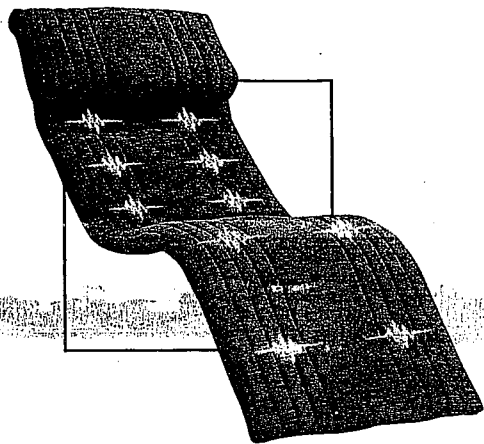
SAVE THESE INSTRUCTIONS!

OPERATE
YOUR
SYSTEM
ACCORDING
TO THIS
MANUAL


USE ONLY
THE POWER
DEVICE
SUPPLIED

Relaxor®


OTHER FINE PRODUCTS FROM THE LEADER IN RELAXATION



#824 CONTOURCARESSTM
10 soft tissue massaging motors plus soothing heat. Contour pillow built in.

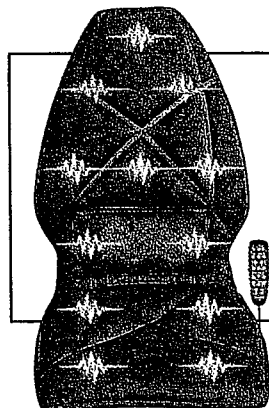



#998 COMFORTILT™ PLUS
Variable incline 12 soft tissue massaging motors plus soothing heat. Use with or without frame.



#340 BACK2SHOULDERSTM
Converts in seconds from back massager to neck and shoulder massager. 3 motors, 18 customized settings and soothing heat. Great for home, office and auto.

721 SOUND & LIGHT THERAPY WITH ALARM CLOCK
Six soothing environmental sounds to promote rest and relaxation. Full-featured clock, headphone outlet and comforting soft illuminating light. Sound & Light Therapy performs as a friendly wake up call.



#964 RELAXOR® MASSAGING SEAT TOPPER
12 Motor Massage Seat Topper with Soothing Heat. Features dozens of settings for an all over massage. Great for home, office and auto.

Relaxor®

The Leader in Relaxation™

**5 MOTOR
SOFT TISSUE
MASSAGE
SEAT TOPPER
WITH SOOTHING
NATURE SOUNDS**

***Relax
and
Enjoy!***

15159

Limited One Year Warranty

If your 5 MOTOR SOFT TISSUE MASSAGE SEAT TOPPER WITH NATURE SOUNDS does not operate properly, or you need assistance for any reason, call: Customer Service - JB Research, Inc. Los Angeles Corporate Office • Bellflower, CA

1-800-RELAXOR

Outside U.S. write to:
Customer Service
9062 Rosecrans Ave. Bellflower, CA 90706
© Copyright 1998 JB Research, Inc.

PATENTS PENDING



(Adaptor)

899310-00