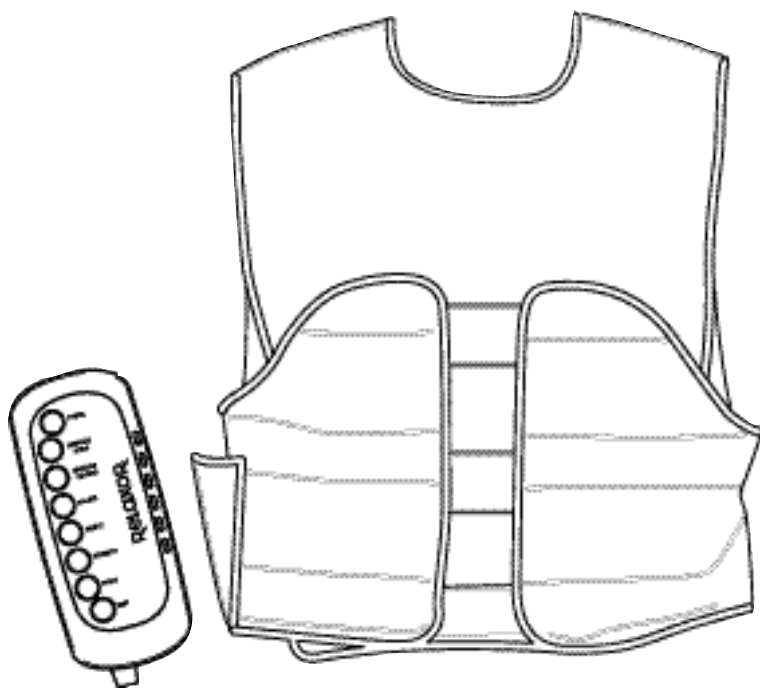


RELAXOR[®]



MASSAGE VEST

8 MASSAGE MOTORS
WITH SOOTHING HEAT

OWNER'S MANUAL &
OPERATING INSTRUCTIONS

Model M8VEST

REGENESIS[™]

IMPORTANT SAFEGUARDS

When using an electrical appliance, basic safety precautions should always be followed, including the following:

Read all instructions before using the appliance.

WARNING: This product is intended for use by people who enjoy good health

- This product is not recommended for people who use pace makers, have heart problems or vascular problems.
- This product is not recommended for people with spinal cord or back injuries.
- This product is not recommended for women who are pregnant.
- This product is not recommended if you are under physician's care, have a condition requiring the use of a medical device, or any other condition that might affect your normal well being.
- Do not use this product over sensitive areas of the skin, or over areas presence of poor circulation.
- Do not use this product on any part of the body that is swollen, infected, burned or inflamed, or where skin eruptions or sores are present.
- Contact your physician prior to use.

DANGER: This product contains electronic components

WARNING: To reduce the risk of burns, tire, electric shock, or injury to persons:

1. Never leave this product unattended when plugged in. Always unplug this product from the electrical outlet immediately after using, before cleaning, and before putting on or taking off parts.
2. Use this product only for its intended use as described in this manual.
3. Never use pins or other metallic fasteners with this product.
4. Carefully examine the product before each use. Discontinue use of the product if it shows any sign of deterioration, such as checking, blistering, or cracking. Take product to the nearest authorized service center for examination and repair.
5. Keep Dry- Do not operate while bathing, in a shower, in or around water, or in a wet or moist condition. Do not use lotions, creams, gels, or similar skin products with this product
6. Keep this product out of the reach of children and pets. Close supervision is necessary when this product is used near children, invalids, or disabled persons. Use by children may be dangerous. Unattended use by incapacitated persons may be dangerous.
7. Use this product only for its intended use as described in the manual. Do not use any attachments not recommended by the manufacturer.
8. Never operate this product if it has a damaged cord or plug, if it is not working properly, if it has been dropped or damaged in any manner, or

IMPORTANT SAFEGUARDS (Continued)

dropped into water. Take product to the nearest authorized service center for examination and repair.

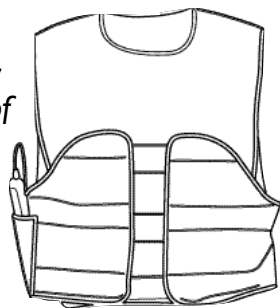
9. Do not reach for the product if it has fallen into water. Unplug immediately.
10. Do not carry this product by the supply cord or use the cord as a handle. Always use the built-in carrying handle.
11. Keep the cord away from heated surfaces.
12. Never block the air openings of the product or place it on a soft surface such as a bed, pillow, or couch, where air openings may be blocked. Keep the openings free of lint, hair, and the like.
13. Do not operate under a blanket or pillow. Excessive heating can occur and cause fire, electric shock, or injury to persons.
14. Never use while sleeping.
15. Do not use outdoors.
16. Do not use where aerosol (spray) products are being used or oxygen is being administered.
17. To disconnect, turn all the controls to the OFF position, then remove the plug from the outlet.

SAVE THESE INSTRUCTIONS FOR HOUSEHOLD USE ONLY

POLARIZED PLUG

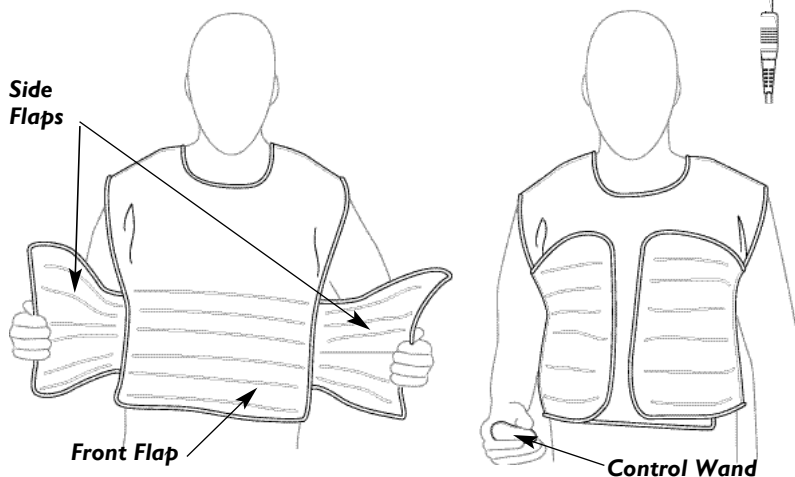
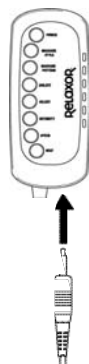
This appliance has a **polarized plug** (one blade is wider than the other). To reduce the risk of electric shock, this plug is intended to fit into a polarized outlet only one way. If the plug does not fit fully in the outlet, reverse the plug. If it still does not fit, contact a qualified electrician. Do not attempt to modify the plug in any way.

Congratulations on your purchase of your RegenesiTM Massage Vest with Heat, one of the latest in a long line of personal care products brought to you by Relaxor.[®] Like our other fine products, the Regenesi Massage Vest is engineered for quality, comfort and versatility. Its 8 Massage Motors and Heat option combine to give you a wonderfully invigorating experience. It may provide penetrating relief and relaxation for sore and tense muscles.



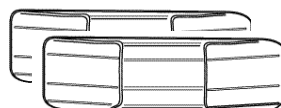
INSTRUCTIONS FOR USE

1. Unpack the Massage Vest, Extender Belts and Adapter from box, and remove all packaging materials.
2. Place the Massage Vest over your head with the Front Flap covering your chest.
3. Grip the Side Flaps and pull them snugly into place over the Front Flap. Once the Side Flaps are in place press on them firmly until they are securely attached to the Front Flap. See illustration below.
4. Plug the cord from the Adapter into the receptacle on the bottom of the Control Wand. Plug Adapter into an AC electrical outlet.
5. Sit down on a sturdy, comfortable chair or couch.
6. To activate the unit, press the POWER Button, the POWER LED will illuminate.



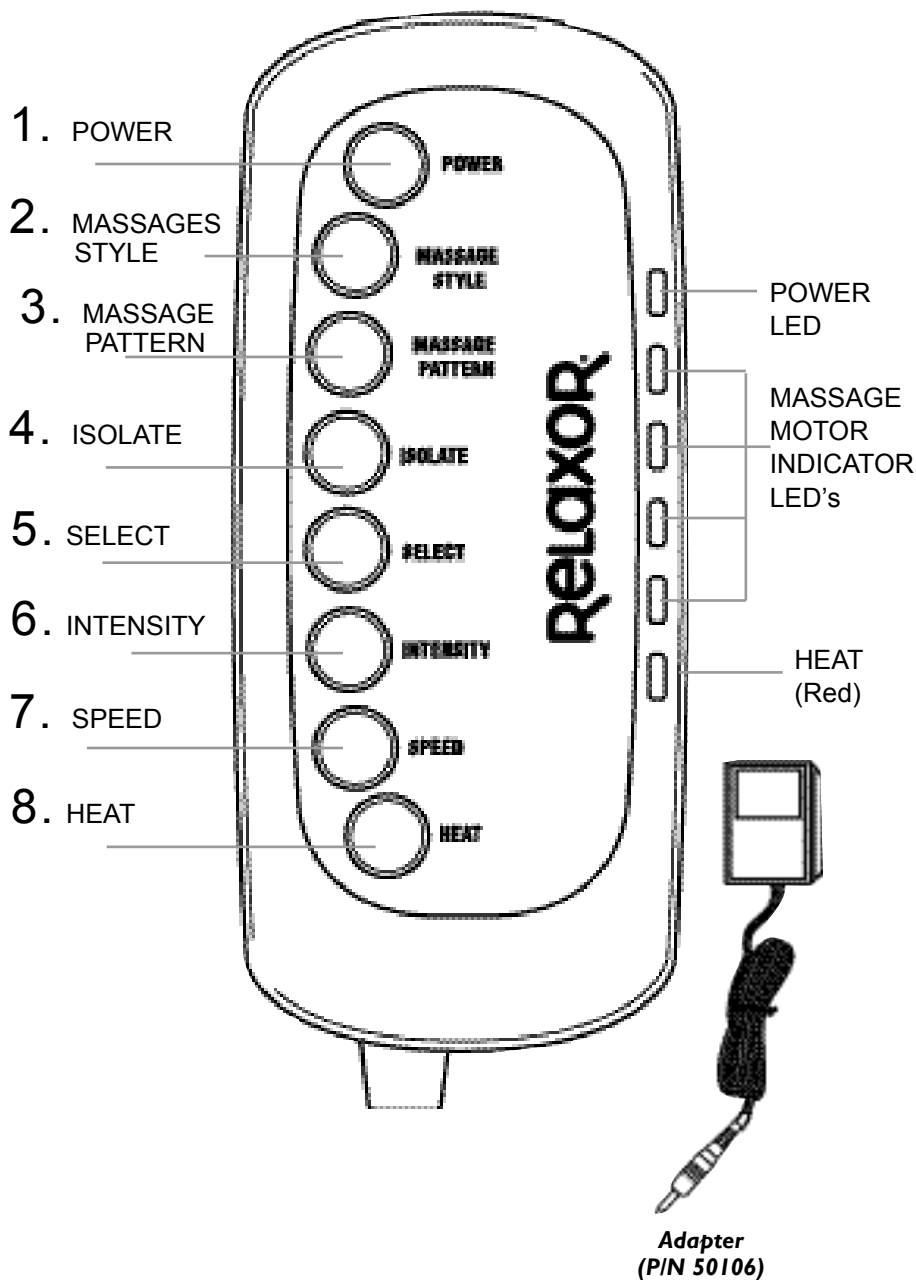
EXTENDER BELTS

2 Extender Belts are included to accommodate larger body sizes. If necessary, attach the Extender Belts to the Side Flaps to lengthen the diameter of the Vest.



**Extender Belts
(P/N 50548)**

CONTROL WAND INSTRUCTIONS



CONTROL WAND INSTRUCTIONS (Continued)

1.

POWER:

Press the POWER Button to activate the unit.

2.

MESSAGE STYLE:

PULSE: *This is the default pattern.*

The Massage Motors pulse at a gentle throbbing intensity.

TAPPING: *Massage Motors quickly, but strongly, deliver a tapping sensation*

KNEADING: *Massage Motors pulse at a gently decreasing intensity*

SWELL: *Massage Motors gradually increase and then decrease intensity.*

3.

MESSAGE PATTERN:

Message pattern controls which of the 8 motors are activated, in what combination, and in what sequence.

PATTERN 1: (Default Pattern)

1,2 > 3,4 > 5, 6 > 7,8

PATTERN 2:

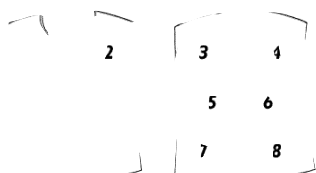
1, 2, 3, 4 > 5,6, 7, 8

PATTERN 3:

1,2 > 3,4,5,6 > 7,8

PATTERN 4:

1,2 > 1,2,3,4 > 3,4,5,6 > 5,6,7,8



4.

ISOLATE:

To focus the massage on a specific area press the ISOLATE Button.

5.

SELECT:

To select a different Massage Motor or set of Motors while using the ISOLATE feature, press the SELECT Button.

6.

INTENSITY:

Controls the strength of the Massage. Press the INTENSITY Button to choose from 3 intensity levels.

7.

SPEED:

Controls the speed of the Massage. Press the SPEED Button to choose from 3 speeds.

8.

HEAT:

To add heat to your massage, press the HEAT Button. The red LED will illuminate. Press the HEAT Button again to deactivate.

AUTO SHUT-OFF TIMER

The Massage Vest is equipped with a 15-Minute Auto Shut-Off Timer. If the unit shuts OFF before you are finished, simply press the POWER Button again to restart the unit.

USER MAINTENANCE INSTRUCTIONS

No user maintenance of this product is required. If the Massage Vest does not function, be sure...

- (a) The Adapter is plugged into an electrical outlet.*
- (b) The Adapter cord is plugged into, and fully engaged, in the Control Wand receptacle.*

If there is a malfunction of any kind, contact Consumer Service for instructions on returning it for examination and repair.

CLEANING

You may clean the Massage Vest with a slightly damp cloth.

DO NOT SATURATE. Allow adequate time to dry.

Wipe Control Wand with a clean, dry cloth. Never immerse Control Wand in water.

STORAGE

Store the Massage Vest in its box or in a clean, dry place.

LIMITED ONE YEAR WARRANTY

Warranty: This Relaxor® product is warranted by Salton, Inc. to be free from defects in materials or workmanship for a period of (1) year from the original purchase date. This product warranty covers only the original consumer purchaser of the product.

Warranty Coverage: This warranty is void if the product has been damaged by accident in shipment, unreasonable use, misuse, neglect, improper service, commercial use, repairs by unauthorized personnel, normal wear and tear, improper assembly, installation or maintenance abuse or other causes not arising out of defects in materials or workmanship. This warranty is effective only if the product is purchased and operated in the USA, and does not extend to any units which have been used in violation of written instructions furnished by with the product or to units which have been altered or modified or to damage to products or parts thereof which have had the serial number removed, altered, defaced or rendered illegible.

Implied Warranties: ANY IMPLIED WARRANTIES WHICH THE PURCHASER MAY HAVE ARE LIMITED IN DURATION TO ONE (1) YEAR FROM THE DATE OF PURCHASE. Some states do not allow limitations on how long an implied warranty lasts, so the above limitation may not apply to you.

Warranty Performance: During the above one-year warranty period, a product with a defect will be either repaired or replaced with a reconditioned comparable model (at our option) when the product is returned to the Repair Center, or the purchase price refunded. The repaired or replacement product will be in warranty for the balance of the one-year warranty period and an additional one-month period. No charge will be made for such repair or replacement.

Service and Repair: Should the appliance malfunction, you should first call toll-free 1 (800) 233-9054 between the hours of 9:00 am and 5:00 pm Central Standard Time and ask for CONSUMER SERVICE stating that you are a consumer with a problem. Please refer to model number M8VEST when you call.

In-Warranty Service (USA): For an appliance covered under the warranty period, no charge is made for service or postage. Call for return authorization 1 (800) 233-9054.

Out-of Warranty Service: A flat rate charge by model is made for out-of-warranty service. Include \$6.00 (U.S.) for return shipping and handling. We will notify you by mail of the amount of the charge for service and require you to pay in advance for the repair or replacement.

For Products Purchased in the USA, but Used in Canada: You may return the product insured, packaged with sufficient protection, and postage and insurance prepaid to the USA address listed below. Please note that all customs duty / brokerage fees, if any, must be paid by you and we will require you to pay the cost of customs duty / brokerage fees to us in advance of our performing any service.

Risk During Shipment: We cannot assume responsibility for loss or damage during incoming shipment. For your protection, carefully package the product for shipment and insure it with the carrier. Be sure to enclose the following items with your appliance: any accessories related to your problem, your full return address and daytime phone number, a note describing the problem you experienced, a copy of your sales receipt or other proof of purchase to determine warranty status. C.O.D. shipments cannot be accepted.

To return the appliance, ship to:

ATTN: Repair Center
Salton, Inc.
708 South Missouri Street
Macon, MO 63552

To contact us, please write to, call, or email:

Salton, Inc.
P.O. Box 1637
Columbia, MO 65205-1637
1-800-233-9054
E-mail: Salton@Saltonusa.com

Limitation of Remedies: No representative or person is authorized to assume for Salton, Inc. any other liability in connection with the sale of our products. There shall be no claims for defects or failure of performance or product failure under any theory of tort, contract or commercial law including, but not limited to negligence, gross negligence, strict liability, breach of warranty and breach of contract. Repair, replacement or refund shall be the sole remedy of the purchaser under this warranty, and in no event shall Salton be liable for any incidental or consequential damages, losses or expenses. Some states do not allow the exclusion or limitation of incidental or consequential damages, so the above limitation or exclusion may not apply to you.

Legal Rights: This warranty gives you specific legal rights, and you may also have other rights which vary from state to state.

For more information on Salton products: visit our website: www.eSalton.com