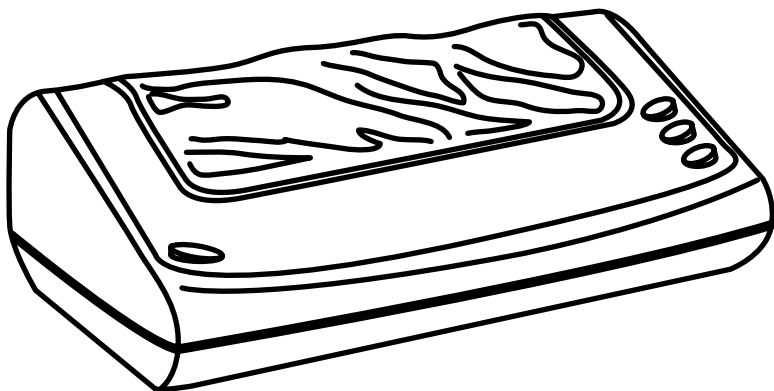


Relaxor®



Swirl & Soothe® MASSAGING SYSTEM

OWNER'S MANUAL &
OPERATING INSTRUCTIONS

Model FM710

SPA THERAPY™

IMPORTANT SAFEGUARDS

When using an electrical appliance, basic safety precautions should always be followed, including the following:

Read all instructions before using the appliance.

DANGER: To reduce the risk of electrical shock:

- Always unplug this appliance from the electrical outlet immediately after using and before cleaning.
- Do not reach for an appliance that has fallen into water. Unplug it immediately.
- Do not use while bathing or showering.
- Do not place or store appliance where it can fall or be pulled into a tub or sink.
- Do not place in or drop into water or any other liquid.
- Do not attempt to plug or unplug unit while you are standing in water.

WARNING: To reduce the risk of burns, fire, electric shock or injury to persons:

1. An appliance should NEVER be left unattended when plugged in. Unplug from electrical outlet when not in use.
2. Do not operate under blanket or pillow. Excessive heating can occur and cause fire, electric shock or injury to persons.
3. The power cord must be fully extended during operation.
4. The Massager must never be immersed in water.
5. Close supervision is necessary when this appliance is used by, on or near children, invalids or disabled persons.
6. Use this appliance only for its intended use as described in this manual. Do not use attachments not recommended by the manufacturer.
7. Do not stand on appliance. Never use while sleeping or falling asleep while using the Massager.
8. Ensure hands are dry when touching the Switch Controls and plug.
9. Do not place or drop into water or any other liquid.
10. Never operate this appliance if it has a damaged cord or plug, if it is not working properly, or if it has been dropped, damaged, or dropped in water. Please contact Consumer Service for return authorization.
11. Do not carry this appliance by power cord or use cord as a handle.
12. Keep cord away from heated surfaces.
13. Never operate the appliance with the air openings blocked. Keep the air openings free of lint, hair, and the like. Never operate on a soft surface such as a bed or couch where openings may be blocked.
14. Never drop or insert any object into any opening.
15. Do not use outdoors.
16. Do not operate where aerosol (spray) products are being used or where oxygen is being administered.

IMPORTANT SAFEGUARDS (Con't.)

17. To disconnect, push all Controls so that they are in the OFF position, then remove plug from outlet.
18. This appliance is designed for household use only.

CAUTION: Please read all instructions carefully before operating.

- If you have any concerns regarding your health, consult your doctor before using the Swirl & Soothe® Massager.
- Individuals with pacemakers should consult a physician before using this product.
- Never leave the appliance unattended, especially if children are present.
- Never cover the appliance when it is in operation.
- Do not use this product for more than 20 minutes at a time.
- Extended use for longer periods of time could lead to the product's excessive heating and shorter life. Should this occur, discontinue use and allow the unit to cool before operating.
- Never use this appliance directly on swollen or inflamed areas or skin eruptions.
- Never use this product in bed.
- This appliance should never be used by an individual suffering from any physical ailment that would limit the user's capacity to operate the Controls.
- This unit should not be used by children without adult supervision.
- In case of pregnancy, diabetes or illness, consult your doctor before using the Massager.
- If you experience pain in a muscle or joint for a prolonged period of time, discontinue use and consult your doctor. Persistent pain could be a symptom of a more serious condition.
- Never use any Massager on open wounds, discolored areas, or any area of the body that is swollen, burned, inflamed or where skin eruptions or sores are present.
- Do not use on legs with varicose veins.
- Massage should be pleasant and comfortable. Should pain or discomfort result, discontinue use and consult your physician.

SAVE THESE INSTRUCTIONS FOR HOUSEHOLD USE ONLY

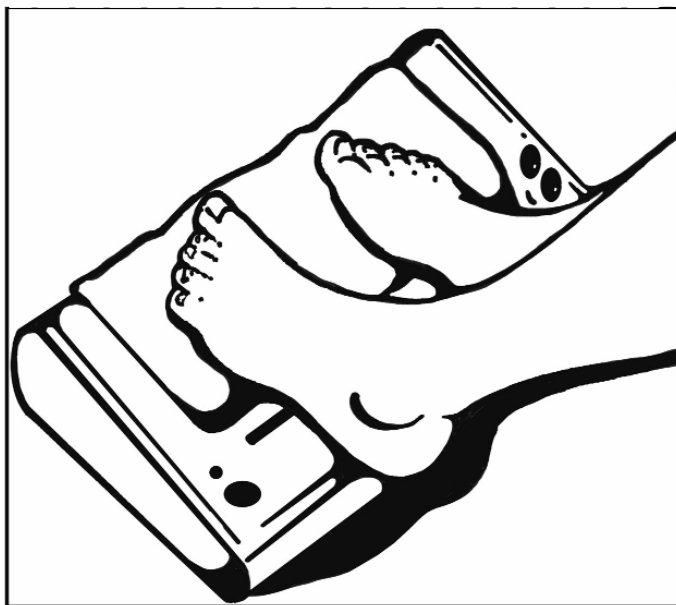
Polarized Plug

This appliance has a **polarized plug** (one blade is wider than the other). To reduce the risk of electric shock, this plug is intended to fit into a polarized outlet only one way. If the plug does not fit fully in the outlet, reverse the plug. If it still does not fit, contact a qualified electrician. Do not attempt to modify the plug in any way.

OPERATING INSTRUCTIONS

1. Always make sure unit is set to OFF position before inserting plug into electrical outlet.
2. Press the POWER ON/OFF Switch located on side of unit to ON and the red LED light will come on. Press the ON/OFF Switch located on the top of unit to the ON position and the unit will start.
3. Now, place your feet onto the center of your Swirl & Soothe® unit and feel the deep kneading rollers gently massage away tension and pain.
4. Press the DIRECTION Button to alternate the direction of your massage from forward to reverse action.
5. The Swirl & Soothe® has speed settings (HI/LO), so that you can select the intensity that best suits your needs. One LED light is for LO and two LED lights are for HI.
6. To stop the rolling action, press the ON/OFF Switch again.
7. When finished, flip the Power Switch (on the right side) to the OFF position and the red LED light will turn OFF.


NOTE: The Speed and Direction Buttons can be activated by your fingers or toes.



USER MAINTENANCE INSTRUCTIONS

CLEANING

The top cover of your Swirl & Soothe® Foot Massager is removable and washable. To clean, use a damp cloth and warm water. Do not saturate. Allow adequate time to dry.



STORAGE

No user maintenance of this product is required. If the System does not function, check to be sure the cord is plugged into an electrical outlet.

If there is a malfunction of any kind, contact your dealer for instructions on returning it for examination and repair.

LIMITED ONE YEAR WARRANTY

Warranty: This Relaxor® product is warranted by Salton, Inc. to be free from defects in materials or workmanship for a period of (1) year from the original purchase date. This product warranty covers only the original consumer purchaser of the product.

Warranty Coverage: This warranty is void if the product has been damaged by accident in shipment, unreasonable use, misuse, neglect, improper service, commercial use, repairs by unauthorized personnel, normal wear and tear, improper assembly, installation or maintenance abuse or other causes not arising out of defects in materials or workmanship. This warranty is effective only if the product is purchased and operated in the USA, and does not extend to any units which have been used in violation of written instructions furnished by with the product or to units which have been altered or modified or to damage to products or parts thereof which have had the serial number removed, altered, defaced or rendered illegible.

Implied Warranties: ANY IMPLIED WARRANTIES WHICH THE PURCHASER MAY HAVE ARE LIMITED IN DURATION TO ONE (1) YEAR FROM THE DATE OF PURCHASE. Some states do not allow limitations on how long an implied warranty lasts, so the above limitation may not apply to you.

Warranty Performance: During the above one-year warranty period, a product with a defect will be either repaired or replaced with a reconditioned comparable model (at our option) when the product is returned to the Repair Center, or the purchase price refunded. The repaired or replacement product will be in warranty for the balance of the one-year warranty period and an additional one-month period. No charge will be made for such repair or replacement.

Service and Repair: Should the appliance malfunction, you should first call toll-free 1 (800) 233-9054 between the hours of 9:00 am and 5:00 pm Central Standard Time and ask for CONSUMER SERVICE stating that you are a consumer with a problem. Please refer to model number FM710 when you call.

In-Warranty Service (USA): For an appliance covered under the warranty period, no charge is made for service or postage. Call for return authorization 1 (800) 233-9054 .

Out-of Warranty Service: A flat rate charge by model is made for out-of-warranty service. Include \$ 6.00 (U.S.) for return shipping and handling. We will notify you by mail of the amount of the charge for service and require you to pay in advance for the repair or replacement.

For Products Purchased in the USA, but Used in Canada: You may return the product insured, packaged with sufficient protection, and postage and insurance prepaid to the USA address listed below. Please note that all customs duty / brokerage fees, if any, must be paid by you and we will require you to pay the cost of customs duty / brokerage fees to us in advance of our performing any service.

Risk During Shipment: We cannot assume responsibility for loss or damage during incoming shipment. For your protection, carefully package the product for shipment and insure it with the carrier. Be sure to enclose the following items with your appliance: any accessories related to your problem, your full return address and daytime phone number, a note describing the problem you experienced, a copy of your sales receipt or other proof of purchase to determine warranty status. C.O.D. shipments cannot be accepted.

To return the appliance, ship to:

ATTN: Repair Center
Salton, Inc.
708 South Missouri Street
Macon, MO 63552

To contact us, please write to, call, or email:

Salton, Inc.
P.O. Box 1637
Columbia, MO 65205-1637
1-800-233-9054
E-mail: Salton@Saltonusa.com

Limitation of Remedies: No representative or person is authorized to assume for Salton, Inc. any other liability in connection with the sale of our products. There shall be no claims for defects or failure of performance or product failure under any theory of tort, contract or commercial law including, but not limited to negligence, gross negligence, strict liability, breach of warranty and breach of contract. Repair, replacement or refund shall be the sole remedy of the purchaser under this warranty, and **in no event shall Salton be liable for any incidental or consequential damages, losses or expenses.** Some states do not allow the exclusion or limitation of incidental or consequential damages, so the above limitation or exclusion may not apply to you.

Legal Rights: This warranty gives you specific legal rights, and you may also have other rights which vary from state to state.

For more information on Salton products: visit our website: www.salton-maxim.com

©2001 Salton, Inc. All rights reserved.

Made in China

P/N 60752

06/01