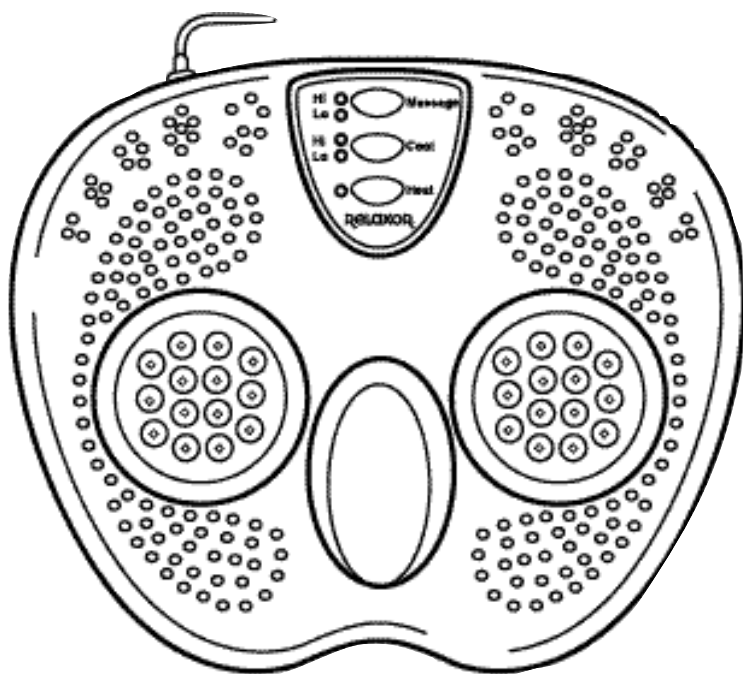


RELAXOR[®]



MASSAGE SPA

Hot & Cold Ultra Massage Platform

OWNER'S MANUAL &
OPERATING INSTRUCTIONS

Model FM410

REGENESIS[™]

IMPORTANT SAFEGUARDS

When using an electrical appliance, basic safety precautions should always be followed, including the following:

DANGER: To reduce the risk of electrical shock:

- Always unplug this appliance from the electrical outlet immediately after using and before cleaning.
- Do not reach for an appliance that has fallen into water. Unplug it immediately.
- Do not use while bathing or showering.
- Do not place or store appliance where it can fall or be pulled into a tub or sink.
- Do not place in or drop into water or any other liquid.
- Do not attempt to plug or unplug unit while feet are in water.

WARNING: To reduce the risk of burns, fire, electric shock or injury to persons:

1. An appliance should NEVER be left unattended when plugged in. Unplug from outlet when not in use and before putting on or taking off parts or attachments.
2. Close supervision is necessary when this appliance is used by, on, or near children, invalids or disabled persons
3. Use this appliance only for its intended use as described in this manual.
4. DO NOT use attachments not recommended; specifically any attachments not provided with the unit.
5. NEVER operate this appliance if it has a damaged cord or plug, if it is not working properly, if it has been dropped or damaged, or dropped into water. Call Consumer Service for return authorization, examination and repair.
6. NEVER block the air openings of the appliance, or place it on a soft surface such as a bed or a couch, where the air openings may be blocked. Keep air openings free of lint, hair, duct, etc.
7. NEVER use while sleeping or fall asleep while using the Massager.
8. Do not use outdoors
9. Use heated surfaces carefully. May cause serious burns. Do not use over insensitive skin areas or in the presence of poor circulation. The unattended use of heat by children or incapacitated persons may be dangerous.
10. To reduce the risk of electric shock, this appliance has a polarized plug (one blade is wider than the other). The plug will fit in a polarized outlet only one way. If the plug does not fit fully in the outlet, reverse the plug. If it still does not fit, contact a qualified electrician to install the proper outlet. Do not change the plug in any way.
11. NEVER drop or insert any object into any opening.
12. DO NOT operate where aerosol (SPRAY) products are being used or where oxygen is being administered.
13. DO NOT operate under blanket or pillow. Excessive heating can occur and cause fire, electrical shock or injury to persons.
14. DO NOT carry this appliance by the supply cord or use the cord as a handle.
15. To disconnect, press Control Buttons until all functions are off, and there are no LED'S illuminated. Then remove the plug from outlet.
16. This appliance is designed for household use only.

SAVE THESE INSTRUCTIONS

FOR HOUSEHOLD USE ONLY

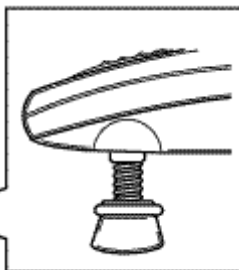
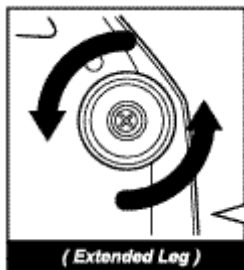
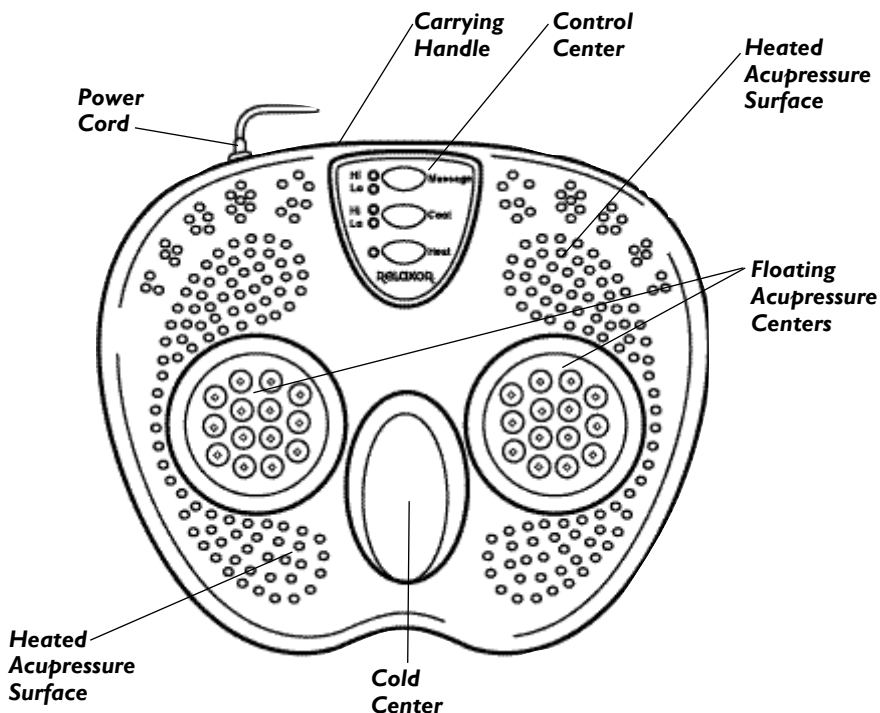
CAUTION: Please read all instructions carefully before operating.

- If you have any concerns regarding your health, consult your doctor before using the Massager.
- Individuals with pacemakers should consult a physician before using this product.
- Never leave the appliance unattended, especially if children are present.
- Never cover the appliance when it is in operation.
- Do not use this product for more than 20 minutes at a time. Extensive use could lead to the products excessive heating and shorter life. Should this occur, discontinue use and allow the unit to cool before operating.
- Never use this appliance directly on swollen or inflamed areas or skin eruptions.
- Never use this product in bed.
- This product is a non-professional appliance designed to provide soothing massage to worn muscles. Do not use this product as a substitute for medical attention.
- Do not use this product directly before bed. The massage has a stimulating effect and can delay sleep.
- Never use this product while in bed.
- This product should never be used by any individual suffering from any physical ailment that would limit the user's capacity to operate the Controls.
- This unit should not be used by children without adult supervision.
- In case of pregnancy, diabetes or illness, consult your doctor before using the Massager.
- If you experience pain in a muscle or joint for a prolonged period of time, discontinue use and consult your doctor. Persistent pain could be a symptom of a more serious condition.
- Never use any Massager on open wounds, discolored areas, or any area of the body that is swollen, burned, inflamed or where skin eruptions or sores are present.

NOTE: HEAT OR COLD SHOULD BE PLEASANT AND COMFORTABLE. SHOULD PAIN OR DISCOMFORT RESULT, DISCONTINUE USE AND CONSULT YOUR PHYSICIAN

CAUTION: To avoid injury and irreparable damage, always remain seated when using. Never stand on unit.

Congratulations on owning the Relaxor®
Hot and Cold Ultra Massage Platform, a unique development in the field of massage and the latest in a long line of personal care products brought to you by Relaxor®. It's powerful vibration massage, acupressure surface, and hot and cold options combine to give you a wonderfully soothing experience. Relax your feet and body and prepare for a truly calming massage, as vibrations cascade from the point of massage throughout your body.



REAR LEG ADJUSTMENT

Legs can be adjusted to seven different levels, with a maximum height of 2-3/4 inches, by turning them counter-clockwise.

HOW TO USE YOUR HOT & COLD ULTRA MASSAGE PLATFORM

HOT & COLD TREATMENTS

Don't wait for a cold pack in the freezer that will just thaw out, or waste your time with microwavable hot packs that don't last. This unique product provides continuous, simultaneous hot and cold relief for your sore muscles.

HEAT and COLD have proven therapeutic benefits. COLD is an effective pain reducer. It decreases circulation and may reduce swelling that is a result of injuries from strains and sprains. HEAT is soothing, increases circulation and may relax muscle tension.

Thanks to the Hot and Cold Ultra Massage Platform, you can combine these two treatments for added comfort for muscle soreness. A treatment of 30 seconds of HEAT, followed by 5 seconds of COLD may increase circulation more than just HEAT alone. This increased circulation can assist with healing and sore muscles; while the cold can help reduce swelling that could be caused from the increased circulation.

FOOT MASSAGE

1. Plug unit into standard 120V outlet.
2. Place unit on floor at the base of a sturdy, comfortable chair or couch. Sit down and place feet onto massager. Never stand on the Massager.
3. This unit has two adjustable Legs that allow you to position the unit at a comfortable angle for foot massage. Legs can be adjusted to seven different levels, with a maximum height of 2-3/4 inches, by turning them counter-clockwise. Legs will click into place at each level. You may want to try several different positions until you find the one best suited for you.
4. Press the MASSAGE Button once for HI vibration setting, the HI LED will illuminate. Press the MASSAGE Button a second time for LO vibration setting, the LO LED will illuminate. To deactivate MASSAGE, press the MASSAGE Button a third time, neither MASSAGE LED will be illuminated when the unit is OFF.
5. To add HEAT to your massage, press the HEAT Button. The HEAT LED will illuminate, and the Acupressure Surface will heat up to a warm soothing temperature. To deactivate heat press the HEAT Button a second time, the HEAT LED will go off when HEAT is deactivated.
6. To activate the Cold Center press the COOL Button once for HI COOL, which is about 42°F at room temperature, the HI LED will illuminate. Press the COOL Button a second time for LO COOL, which is about 52°F at room temperature, the LO LED will illuminate. To deactivate the COOL function press the COOL Button a third time.
7. Sit down, relax and enjoy the massage. You may use the Floating Acupressure Centers for a reflexology massage. See Reflexology section for a complete description.
8. When finished, press Control Buttons until all functions are off, and there are no LED'S illuminated. Unplug the unit.

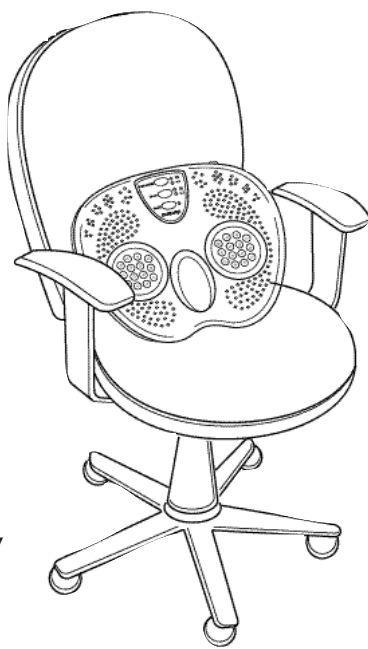
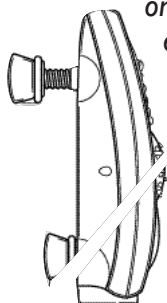


NOTE: Temperatures indicated can be affected by room temperature and other factors.

BACK MASSAGE

This unit can also be used to provide an upper or lower back massage. For a lower back massage, place the Massager upright on an office-style desk chair (see illustration).

The Massager can also provide an upper back massage. By extending the two feet nearest the handle, the unit can be hung on the back of most office-style desk chairs. Extend the two Legs counter-clockwise until they at an appropriate height to hang the unit on the chair back. Fully extended Legs will reach a height of 2-3/4 inches. (See illustration)



CAUTION: Do not place on a soft chair or couch as this may cover the vents on the bottom of the unit.

(Chair Back)

REFLEXOLOGY

We have nerve endings in our feet that lead to other parts of our bodies. By massaging these areas of the feet we may free up acidic deposits that can form on these nerve endings. This might have a beneficial effect on the corresponding areas of the body. Refer to the Reflexology Chart provided, and massage the areas of the foot that correspond to the parts of the body that feel tense.

The Floating Acupressure Centers are designed to help provide a reflexology massage. However, they should be used with caution as you determine your own level of comfort. It is recommended that you press softly and briefly, and gradually increase pressure only as you become more familiar with the unit.

Do not press too hard on the Floating Acupressure Centers. Massage should be comfortable.

Once you finish your reflexology treatment it is recommended that you drink a glass of water to help flush out these deposits from your bloodstream.

CAUTION: *Do not operate for more than 20 minutes at a time. Reflexology is not a replacement for professional medical treatment. Should pain or discomfort result, discontinue use immediately and consult your physician.*

It is recommended that you consult with your doctor before starting reflexology treatments.

REFLEXOLOGY CHART

Refer to the Reflexology Chart, and concentrate and the massage on the areas of the foot that correspond to the parts of your body that feel tense.

When you are finished, press Control Buttons until all functions are off, and there are no LED'S illuminated. Unplug the unit.



MAINTENANCE AND CLEANING

This unit has no user serviceable parts. If the unit is damaged, refer to a qualified repair technician or our consumer service department.

CLEANING

Unplug unit and allow it to cool.

Take a soft, slightly damp cloth and wipe unit clean.

Never allow water to come into contact with the Control Center.

Do not use any chemicals or abrasive cleaners.

Never immerse Massager in water or any other liquid.

Periodically untangle cord if it becomes twisted.

STORAGE

Unplug unit from wall and allow it to cool.

Store unit in its box or in a clean, dry place.

Do not hang the unit by the power cord.

[illegible]

LIMITED ONE YEAR WARRANTY

Warranty: This Relaxor® product is warranted by Salton, Inc. to be free from defects in materials or workmanship for a period of (1) year from the original purchase date. This product warranty covers only the original consumer purchaser of the product.

Warranty Coverage: This warranty is void if the product has been damaged by accident in shipment, unreasonable use, misuse, neglect, improper service, commercial use, repairs by unauthorized personnel, normal wear and tear, improper assembly, installation or maintenance abuse or other causes not arising out of defects in materials or workmanship. This warranty is effective only if the product is purchased and operated in the USA, and does not extend to any units which have been used in violation of written instructions furnished by with the product or to units which have been altered or modified or to damage to products or parts thereof which have had the serial number removed, altered, defaced or rendered illegible.

Implied Warranties: ANY IMPLIED WARRANTIES WHICH THE PURCHASER MAY HAVE ARE LIMITED IN DURATION TO ONE (1) YEAR FROM THE DATE OF PURCHASE. Some states do not allow limitations on how long an implied warranty lasts, so the above limitation may not apply to you.

Warranty Performance: During the above one-year warranty period, a product with a defect will be either repaired or replaced with a reconditioned comparable model (at our option) when the product is returned to the Repair Center, or the purchase price refunded. The repaired or replacement product will be in warranty for the balance of the one-year warranty period and an additional one-month period. No charge will be made for such repair or replacement.

Service and Repair: Should the appliance malfunction, you should first call toll-free 1 (800) 233-9054 between the hours of 9:00 am and 5:00 pm Central Standard Time and ask for CONSUMER SERVICE stating that you are a consumer with a problem. Please refer to model number FM410 when you call.

In-Warranty Service (USA): For an appliance covered under the warranty period, no charge is made for service or postage. Call for return authorization 1 (800) 233-9054.

Out-of Warranty Service: A flat rate charge by model is made for out-of-warranty service. Include \$6.00 (U.S.) for return shipping and handling. We will notify you by mail of the amount of the charge for service and require you to pay in advance for the repair or replacement.

For Products Purchased in the USA, but Used in Canada: You may return the product insured, packaged with sufficient protection, and postage and insurance prepaid to the USA address listed below. Please note that all customs duty / brokerage fees, if any, must be paid by you and we will require you to pay the cost of customs duty / brokerage fees to us in advance of our performing any service.

Risk During Shipment: We cannot assume responsibility for loss or damage during incoming shipment. For your protection, carefully package the product for shipment and insure it with the carrier. Be sure to enclose the following items with your appliance: any accessories related to your problem, your full return address and daytime phone number, a note describing the problem you experienced, a copy of your sales receipt or other proof of purchase to determine warranty status. C.O.D. shipments cannot be accepted.

To return the appliance, ship to:

ATTN: Repair Center
Salton, Inc.
708 South Missouri Street
Macon, MO 63552

To contact us, please write to, call, or email:

Salton, Inc.
P.O. Box 1637
Columbia, MO 65205-1637
1-800-233-9054
E-mail: Salton@Saltonusa.com

Limitation of Remedies: No representative or person is authorized to assume for Salton, Inc. any other liability in connection with the sale of our products. There shall be no claims for defects or failure of performance or product failure under any theory of tort, contract or commercial law including, but not limited to negligence, gross negligence, strict liability, breach of warranty and breach of contract. Repair, replacement or refund shall be the sole remedy of the purchaser under this warranty, and in no event shall Salton be liable for any incidental or consequential damages, losses or expenses. Some states do not allow the exclusion or limitation of incidental or consequential damages, so the above limitation or exclusion may not apply to you.

Legal Rights: This warranty gives you specific legal rights, and you may also have other rights which vary from state to state.

For more information on Salton products: visit our website: www.eSalton.com

©2002 Salton, Inc. All rights reserved.

Made in China

P/N 61052

07/02