

Model No. MMTP2T

Travel *essentials*[™]

CONVERTER ADAPTER SET



salton[®]

The Archives of
Milton H. Greene, L.L.C.

Marilyn Monroe™





Marilyn Monroe stands as one of the 20th century's most enduring images, an icon reborn, it seems, with each new generation. The man who best understood and captured - some say invented - this phenomenon was her friend and partner, the late Milton H. Greene.

It was Greene's unique personal friendship and business relationship with Marilyn Monroe that allowed the extraordinary photographs, recording her moods, beauty, talent and spirit, for which he is most widely remembered. The Monroe collection contains more than 2,000 never before seen photographs of the screen legend.

Greene's remarkable portraits of our most beloved artists, musicians, and personalities are legendary. Some of his subjects are Marlene Dietrich, Frank Sinatra, Judy Garland, Sammy Davis Jr., Ava Gardner, Cary Grant, Bette Davis, Tony Curtis, Paul Newman, Steve McQueen, Audrey Hepburn, Gene Kelly and Sophia Loren.

In a return to an era of lost elegance, The Archives, headed by Milton's eldest son Joshua, is preserving the vision and timeless works of the celebrated photographer. The Archives is dedicated to the restoration, license and sale of an unprecedented wealth of fine photography for use in traditional and interactive marketing, mass media, merchandising, exhibition and private collections.

The Archives, working in conjunction with Salton®, specifically restored and made available the Monroe images used in the packaging of these products.

We invite you to visit our website at **www.archivesmhg.com** or feel free to contact us.

The Archives of
Milton H. Greene, LLC
278 Maple Street Suite E
Florence, OR 97439
541-997-4970 fax: 541-997-5795

IMPORTANT SAFEGUARDS

1. The Converter cannot be used with low voltage products. Wattage ratings are marked on all appliances. The range of your appliance **MUST** be between 50 and 1600 watts in order to use the Converter.
2. Do not leave Converter or Adapter Plug in wall outlet when not in use.
3. Most foreign countries have unstable voltage. If your appliance has a built-in thermostat, it may shut off due to irregular voltage. This does not harm the appliance, or indicate a defective product.
4. The Converter Adapter Set cannot be used with sophisticated electronic products such as computers, stereos, VCR's, televisions, etc.
5. Dual voltage appliances cannot be used with the Converter; use only the appropriate Adapter Plug.
6. Use Converter only with appliances that operate on AC current.
7. Do not use Converter Adapter Set for other than intended use.

SAVE THESE INSTRUCTIONS

GETTING TO KNOW YOUR *Salton Converter Adapter Set*

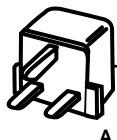
Before attempting to use your Salton Converter Adapter Set you should become familiar with all of the parts. Read all of the instructions and safeguards carefully.

Identify all parts of your Salton Converter Adapter Set according to the drawing below so that you have no doubts when reading the instructions that follow.

A. 3 square pins Adapter Plug

- Great Britain
- Hong Kong
- Africa

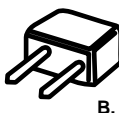
Color code: Green



B. 2 round pins Adapter Plug

- Africa
- Asia
- Europe
- Middle East

Color code: Purple



C. 2 flat pins Adapter Plug

- North America
- South America
- Caribbean

Color code: Orange



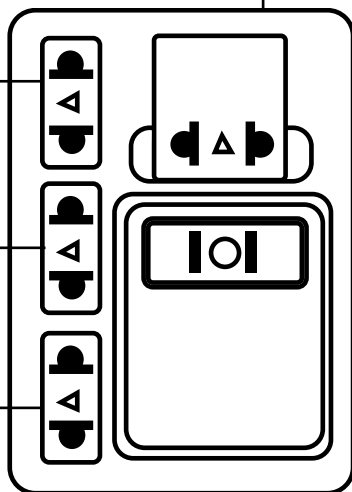

D. 2 flat Adapter Plug

- Australia
- New Zealand

Color code: Blue



- E. 2 round pins Converter**
Input 220/240 Volts with two round pins converts to 110/120 Volts.
- Europe



FOR BEST RESULTS

The Converter Adapter Set allows you to use your favorite appliances anywhere in the world. The range of the Converter is 50 to 1600 watts, which allows usage of high wattage travel appliances worldwide. A Converter allows 110 volt appliances to be used with 220 volts. (US Voltage 110/120; overseas voltage 220/240).

Dual voltage appliances cannot be used with the Converter; you only need to use the appropriate Adapter Plug. Read the following instructions carefully.

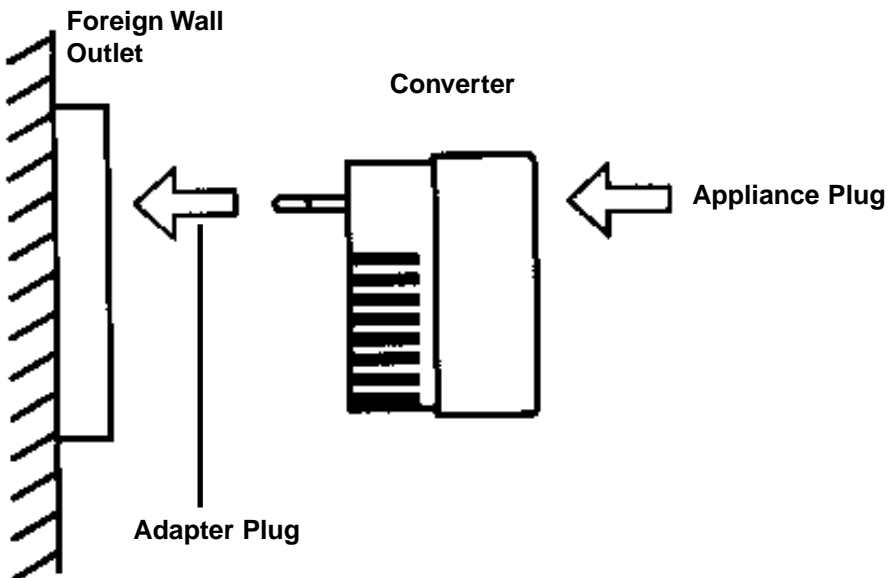
INSTRUCTIONS FOR CONVERTER USE

1. Check wattage of appliance to make sure it is 50-1600 watts.
2. Check wall outlet for configuration. Choose Adapter Plug with the proper configuration for the wall outlet and plug it in.
3. Plug Converter into Adapter Plug.
4. Before connecting appliance to Converter, make sure the appliance is turned OFF. Insert appliance plug into Converter and switch the appliance ON.
5. After use, remove Converter from wall outlet.

INSTRUCTIONS FOR ADAPTER PLUG USE

(For Dual Voltage Appliances Only)

1. Check wall outlet to determine type or shape of Adapter Plug needed.
2. Plug the appropriate Adapter Plug into wall outlet.
3. Insert appliance plug into Adapter Plug and switch the appliance ON.
4. After use, remove Adapter Plug from wall outlet.



ONE YEAR LIMITED WARRANTY

This Salton Product warranty extends to the original consumer of the product.

Warranty Duration: This product is warranted to the original consumer purchaser for a period of one (1) year from the original purchase date.

Warranty Coverage: This product is warranted against defective materials or workmanship. This warranty is void if the product has been damaged by accident, in shipment, unreasonable use, misuse, neglect, improper service, commercial use, repairs by unauthorized personnel or other causes not arising out of defects in materials or workmanship. This warranty is effective only if the product is purchased and operated in the USA, and does not extend to any units which have been used in violations of written instructions furnished by Salton, Inc., or to units that have been altered or modified or to damage to products or parts thereof which have had the serial number removed, altered, defaced or rendered illegible.

Warranty Disclaimers: This warranty is in lieu of all warranties expressed or implied and no representative or person is authorized to assume for Salton, Inc. any other liability in connection with the sale of our products. There shall be no claims for defects or failure of performance or product failure under any theory of tort, contract, or commercial law including, but not limited to, negligence, gross negligence, strict liability, breach of warranty and breach of contract.

Warranty Performance: During the above one-year limited warranty period, a product with a defect will be either repaired or replaced with a reconditioned comparable model (at Salton, Inc.'s option), when the product is returned to the Salton, Inc. facility. The repaired or replacement product will be in warranty for the balance of the one year warranty period and an additional one month period. No charge will be made for such repair or replacement.

Service and Repair

Should the appliance malfunction, you should first call toll-free 1-800-233-9054 between the hours of 9:00am and 5:00pm Central Standard Time and ask for Customer Service stating that you are a consumer with a problem.

In-Warranty Service: For an appliance covered under the warranty period, no charge is made for service or postage. Call for a pre-paid return mailing label (U.S. customers only).

Out-of-Warranty Service: A flat rate charge by model is made for out-of-warranty service. Include \$8.00 for return shipping and handling. Salton, Inc. cannot assume responsibility for loss or damage during incoming shipment. For your protection, carefully package the product for shipment and insure it with the carrier. Be sure to enclose the following items with your appliance: any accessories related to your problem; your full return address and daytime phone number; a note describing the problem you experienced; a copy of your sales receipt or other proof of purchase to determine warranty status. C.O.D. shipments cannot be accepted.

ATTN: Repair Department, Salton, Inc.
708 South Missouri St., Macon 63552



For more information on Salton/Maxim products:
visit our website: <http://www.eSalton.com>
or email us at: salton@saltonusa.com