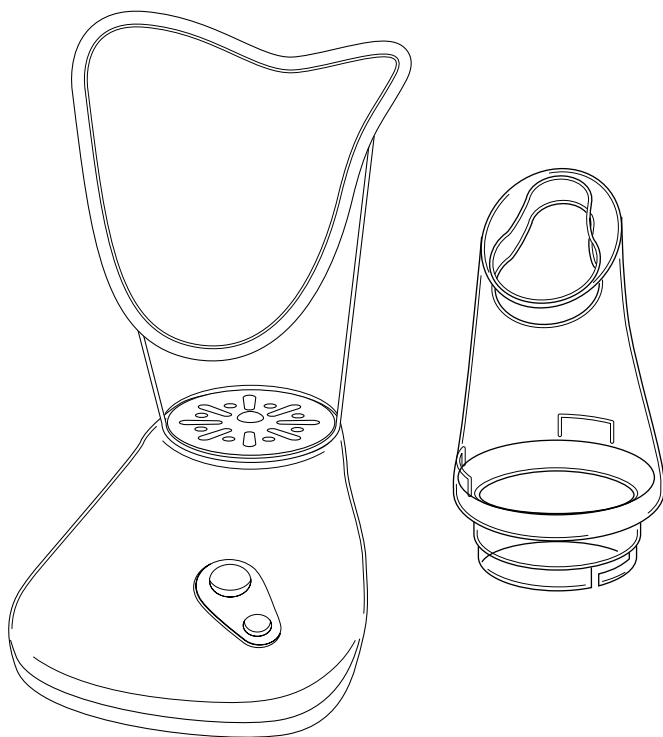


Relaxor®



Facial Sauna

OWNER'S MANUAL &
OPERATING INSTRUCTIONS

Model FS3P

SPA THERAPY™

IMPORTANT SAFEGUARDS

When using electrical appliances, especially when children are present basic safety precautions should always be followed, including the following:

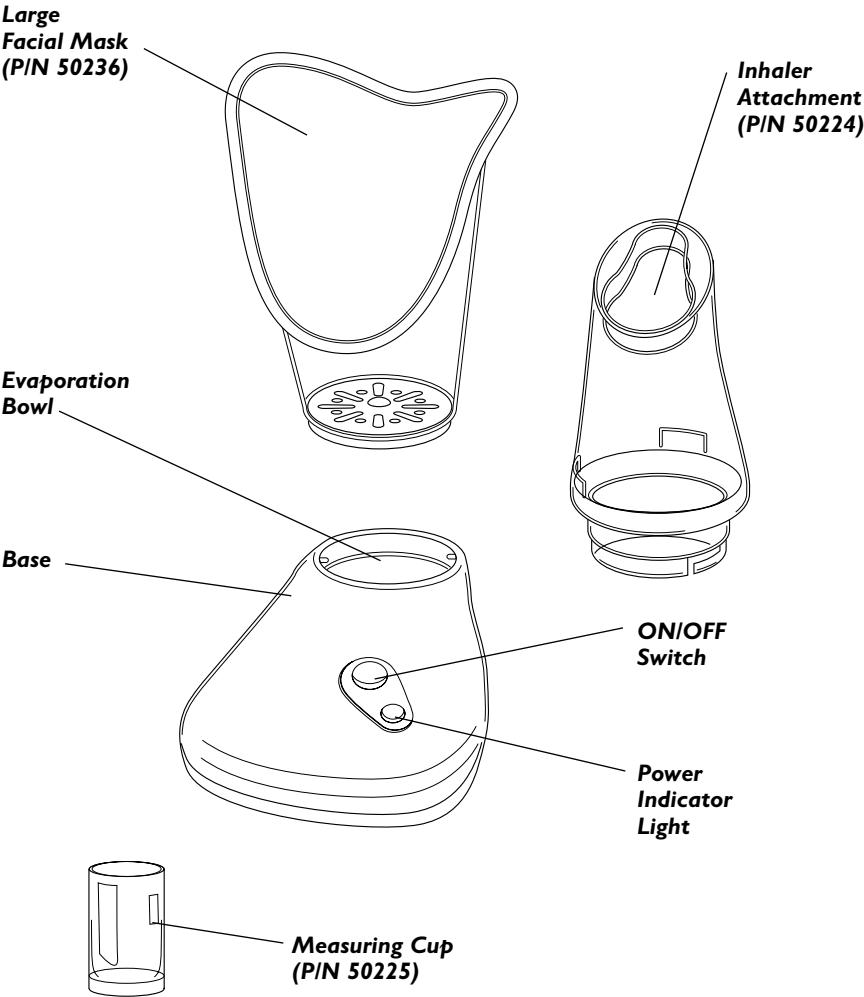
1. Always unplug this appliance immediately after using.
2. Do not use while bathing.
3. Do not place or store appliance where it can fall or be pulled into the tub or sink.
4. Do not place or drop into water or other liquid.
5. Do not reach for an appliance that has fallen into water. Unplug immediately.

Warning — To Reduce the Risk of Burns, Electrocution, Fire or Injury to Persons:

1. An appliance should not be left unattended when plugged in.
2. Close supervision is necessary when this appliance is used by, on, or near children or invalids.
3. Use this appliance only for its intended use as described in this manual. Do not use any attachments not recommended by the manufacturer.
4. Never operate this appliance if it has a damaged cord or plug. See Warranty instructions at the back of this booklet if this product is not working properly, or it has been dropped, damaged, or dropped into water.
5. Keep the cord away from heated surface.
6. Never place the appliance on a soft surface such as a bed, or a couch. Always place on a level surface.
7. Never use while sleepy or drowsy.
8. Do not use outdoors or operate where aerosol (spray) products are being used or where oxygen is being administered.
9. Unplug cord before filling. Fill pan with water only. Do not overfill.
10. Only use additives specifically created for this unit. Never hold this Steamer close to your face in one position, as this may cause scalding.
11. Do not use if there are open wounds or a rash on the face.
12. Consult a physician before using this appliance in the following cases: fever, inflammation, pain, if you are currently under a physician's care, or are taking medicine.
13. Do not use after oral or facial surgery of any kind, including dental cleaning with the use of local anesthetic.

SAVE THESE INSTRUCTIONS FOR HOUSEHOLD USE ONLY

CONGRATULATIONS ON YOUR PURCHASE OF YOUR RELAXOR® FACIAL SAUNA. This is an absolutely revolutionary appliance, used for opening up the pores of the skin. The appliance sends a beneficial deep cleansing vapor over the face, which enables the pores to open. This aids in letting out impurities. The Facial Sauna is just the thing for make-up removal and good deep skin cleansing.



POLARIZED PLUG

This appliance has a polarized plug (one blade is wider than the other). To reduce the risk of electric shock, this plug is intended to fit into a polarized outlet only one way. If the plug does not fit fully in the outlet, reverse the plug. If it still does not fit, contact a qualified electrician. Do not attempt to modify the plug in any way.

OPERATING INSTRUCTIONS

1. Fill the measuring cup to the full 40-ml mark for a 30-minute sauna. (figure 1)
2. Pour the water in the Evaporation Bowl. (figure 2)

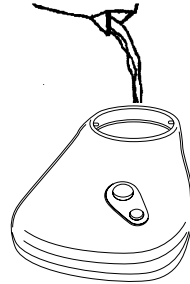
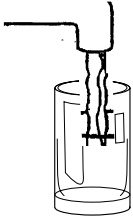


Figure 2

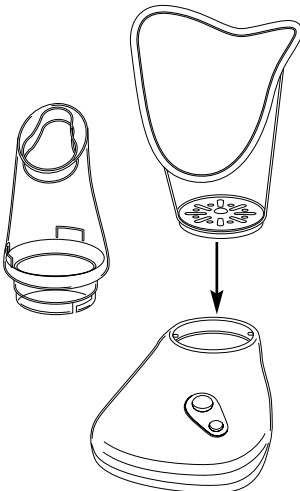


Figure 3

3. Choose the desired Mask (Facial or Inhaler) and place on the unit as illustrated. (figure 3)
4. Plug into standard 120V AC household outlet
5. Push Switch to ON position, indicated by the (I).

OPERATING INSTRUCTIONS (Continued)

6. After approximately 15 minutes steam will begin to rise. Slowly and gently place face on rim of Mask. (figure 4)

CAUTION: Steam will be hot! If you feel discomfort, move your face away from the Facial Mask to a comfortable distance.

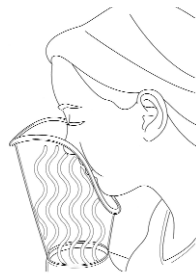


Figure 4

7. Every few minutes slightly vary the position of your face. This may give a more even sauna; also, remaining in a static position near the Steamer for too long can cause scalding.
8. 40-ml of water will last approximately 30 minutes.
9. Push the Switch to the OFF position, indicated by the (O), and unplug unit.
10. Drain excess water. After unit has cooled, clean unit.

CAUTION: Be sure to turn unit OFF immediately upon finishing. If unit is left ON, the Evaporation Bowl will reactivate once the temperature in the Bowl drops below 100°F.

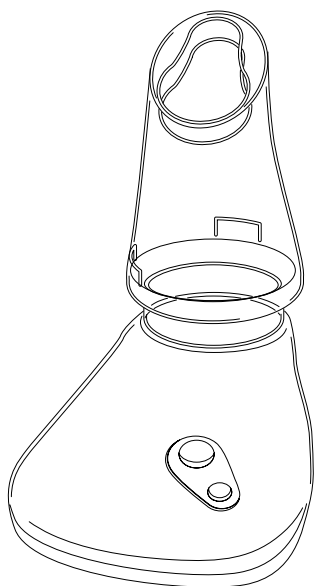
TO COMPLETE YOUR MAKE-UP REMOVAL

After removing your make-up, use the Facial Sauna from one to two minutes. You can then wipe your face with a clean, soft cloth or facial tissue.

SPA THERAPY

In addition to using the Facial Mask for steam inhalation, there is a special Nose Inhaler Attachment included with this unit. This Inhaler Attachment allows more concentrated steam to be inhaled through the nasal passages.

CAUTION: Using additives in this unit, however, may cause damage to the unit, and may be harmful to you.



USER MAINTENANCE INSTRUCTIONS

- *Disconnect wall plug before emptying water from unit.*
- *Allow appliance to cool and remove Facial Mask from Base.*
- *Pour out excess water from Evaporation Bowl.*
- *Wipe Facial Mask and Evaporation Bowl after use.*

CLEANING

WARNING: *Be sure to unplug the Facial Sauna from the electrical outlet and allow unit to cool completely before cleaning. Do not immerse the Base in water, this may cause damage. Never use any abrasive cleaners, chemicals or brushes.*

1. *Drain excess water and wipe unit dry with a soft cloth.*
2. *Wipe Base clean with a clean, damp cloth. Then polish it lightly with a dry cloth.*
3. *Do not attempt to repair Facial Sauna. There are no user servicable parts. For service, send the unit to the address listed in the warranty section*

CAUTION: *Completely remove all mineral residue after each use. Failure to do so may result in excess steam production. Lime residue must be removed by commercial descaling agents, suitable for stainless steel.*

STORAGE

Place Facial Sauna in a clean, dry location, out of the reach of children. Do not wrap the power cord around the unit as this may cause it to break. Do not hang the unit by its power cord. Loosely coil the cord and secure with a twist tie.

LIMITED ONE YEAR WARRANTY

Warranty: This Relaxor® product is warranted by Salton, Inc. to be free from defects in materials or workmanship for a period of (1) year from the original purchase date. This product warranty covers only the original consumer purchaser of the product.

Warranty Coverage: This warranty is void if the product has been damaged by accident in shipment, unreasonable use, misuse, neglect, improper service, commercial use, repairs by unauthorized personnel, normal wear and tear, improper assembly, installation or maintenance abuse or other causes not arising out of defects in materials or workmanship. This warranty is effective only if the product is purchased and operated in the USA, and does not extend to any units which have been used in violation of written instructions furnished by with the product or to units which have been altered or modified or to damage to products or parts thereof which have had the serial number removed, altered, defaced or rendered illegible.

Implied Warranties: ANY IMPLIED WARRANTIES WHICH THE PURCHASER MAY HAVE ARE LIMITED IN DURATION TO ONE (1) YEAR FROM THE DATE OF PURCHASE. Some states do not allow limitations on how long an implied warranty lasts, so the above limitation may not apply to you.

Warranty Performance: During the above one-year warranty period, a product with a defect will be either repaired or replaced with a reconditioned comparable model (at our option) when the product is returned to the Repair Center, or the purchase price refunded. The repaired or replacement product will be in warranty for the balance of the one-year warranty period and an additional one-month period. No charge will be made for such repair or replacement.

Service and Repair: Should the appliance malfunction, you should first call toll-free 1 (800) 233-9054 between the hours of 9:00 am and 5:00 pm Central Standard Time and ask for CONSUMER SERVICE stating that you are a consumer with a problem. Please refer to model number FS3P when you call.

In-Warranty Service (USA): For an appliance covered under the warranty period, no charge is made for service or postage. Call for return authorization 1 (800) 233-9054.

Out-of Warranty Service: A flat rate charge by model is made for out-of-warranty service. Include \$6.00 (U.S.) for return shipping and handling. We will notify you by mail of the amount of the charge for service and require you to pay in advance for the repair or replacement.

For Products Purchased in the USA, but Used in Canada: You may return the product insured, packaged with sufficient protection, and postage and insurance prepaid to the USA address listed below. Please note that all customs duty / brokerage fees, if any, must be paid by you and we will require you to pay the cost of customs duty / brokerage fees to us in advance of our performing any service.

Risk During Shipment: We cannot assume responsibility for loss or damage during incoming shipment. For your protection, carefully package the product for shipment and insure it with the carrier. Be sure to enclose the following items with your appliance: any accessories related to your problem, your full return address and daytime phone number, a note describing the problem you experienced, a copy of your sales receipt or other proof of purchase to determine warranty status. C.O.D. shipments cannot be accepted.

To return the appliance, ship to:

ATTN: Repair Center
Salton, Inc.
708 South Missouri Street
Macon, MO 63552

To contact us, please write to, call, or email:

Salton, Inc.
P.O. Box 1637
Columbia, MO 65205-1637
1-800-233-9054
E-mail: Salton@Saltonusa.com

Limitation of Remedies: No representative or person is authorized to assume for Salton, Inc. any other liability in connection with the sale of our products. There shall be no claims for defects or failure of performance or product failure under any theory of tort, contract or commercial law including, but not limited to negligence, gross negligence, strict liability, breach of warranty and breach of contract. Repair, replacement or refund shall be the sole remedy of the purchaser under this warranty, and **in no event shall Salton be liable for any incidental or consequential damages, losses or expenses.** Some states do not allow the exclusion or limitation of incidental or consequential damages, so the above limitation or exclusion may not apply to you.

Legal Rights: This warranty gives you specific legal rights, and you may also have other rights which vary from state to state.

For more information on Salton products: visit our website: www.salton-maxim.com

©2001 Salton, Inc. All rights reserved.

Made in China

P/N 60764

06/01