


OWNER'S MANUAL
MODEL No. HD-5060
HAIRDRYER

crazyTM
Duck



saltonTM

Get a taste of the good life with Salton.

IMPORTANT SAFETY INSTRUCTIONS

When using electrical appliances, especially when children are present, basic safety precautions should always be followed, including the following:

**READ ALL INSTRUCTIONS BEFORE USING.
KEEP AWAY FROM WATER.**

DANGER — *As with most electrical appliances, electrical parts are electrically live even when the switch is off.*

TO REDUCE THE RISK OF DEATH BY ELECTRIC SHOCK:

1. Always "unplug it" immediately after using.
2. Do not use while bathing.
3. Do not place or store appliance where it can fall or be pulled into a tub or sink.
4. Do not place in or drop into water or other liquid.
5. If an appliance falls into water, "unplug it" immediately.
Do not reach into the water!

WARNING — *To reduce the risk of burns, electrocution, fire or injury to persons:*

1. An appliance should never be left unattended when plugged in.
2. Close supervision is necessary when this appliance is used by, on, or near children or invalids.
3. Use this appliance only for its intended use as described in this manual. Do not use attachments not recommended by Salton/MAXIM Housewares Group.
4. Never operate this appliance if it has a damaged cord or plug, if it is not working properly, if it has been dropped or damaged, or **DROPPED INTO WATER**. Return the appliance to Salton/MAXIM Service Center for examination and repair.
5. Keep the cord away from heated surfaces.
6. Never block the air openings of the appliance or place it on a soft surface, such as a bed or couch, where the air openings may be blocked. Keep the air openings free of lint, hair, and the like.
7. Never use the appliance while sleeping.
8. Never drop or insert any object into any opening.
9. Do not use outdoors or operate where aerosol (spray) products are being used or where oxygen is being administered.
10. Do not direct hot air toward eyes or other heat sensitive areas.
11. Do not place appliance on any surface while it is operating.
12. While using the appliance, keep your hair away from the air inlets.
13. Do not operate with a voltage converter.


SAVE THESE INSTRUCTIONS

OPERATING INSTRUCTIONS:

Getting to Know Your Salton Crazy Duck™ 1200 Watt Hairdryer

Before using your Salton Crazy Duck™ hairdryer, you should become familiar with all of the parts.

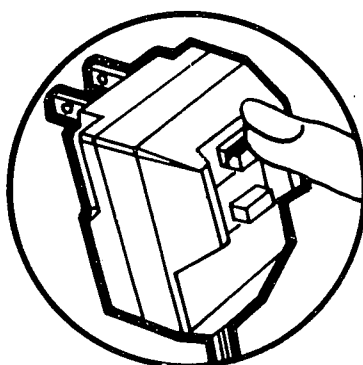
Read all of the instructions and safeguards carefully.



- A.** On/Off switch with 2 heating/fan settings
- B.** Air inlet
- C.** Air outlet
- D.** Stand
- E. ALCI** (Appliance Leakage Circuit Interrupter) **plug**

This hairdryer is provided with an appliance leakage circuit interrupter (ALCI) safety device built into the plug. This device will make it inoperable under some abnormal conditions, such as accidental immersion in water. The ALCI safety device is equipped with a test button so that its operation can be checked.

The ALCI Safety Device



TO USE:

After plugging in your appliance:

1. **Press the reset button** on the ALCI safety device.
2. **Then press the test button** directly under the reset button. The reset button will pop out showing the red indicator at the base of the reset button. This verifies that the safety device is operating properly.
3. **Press the reset button** to re-activate your ALCI safety device and use your hairdryer.
4. If the ALCI Safety Device does not operate properly as described above, return the hairdryer to Salton/MAXIM Service Center for examination and repair.

Repeat the above procedure each time this appliance is used to confirm that the safety device is operational.

At any time, should this hairdryer encounter an electrical shock hazard, it will immediately shut off. To restore power, the reset button on the ALCI safety device must be pressed to re-activate the circuit.

Instructions for Use

1. Remove the hairdryer from stand (D).
2. Plug cord into a 120 volt AC electrical outlet. This appliance has a polarized plug (one blade is wider than the other). As a safety feature, this plug will fit in a polarized outlet only one way. If the plug does not fit fully in the outlet, reverse the plug. If it still does not fit, contact a qualified electrician. Do not attempt to defeat this safety feature. **Now set the ALCI plug on by following the instructions on page 3. THIS HAIRDRYER WILL NOT OPERATE UNTIL THE SAFETY PLUG HAS BEEN RESET.**
3. **On/Off switch.** The hand switch allows you to set the heating and fan speed to your individual needs. This hairdryer uses a **SAFETY INTERLOCK** activator switch. **In order to operate the Crazy Duck™ Hairdryer, you must shift the safety interlock switch into place.** The hairdryer will not operate until you have done so.

The following settings are possible:

O = Off

600 watts = Medium temperature/medium airflow
Gentle drying of slightly damp and less thick hair

1200 watts = Higher temperature/strong airflow
Fast drying of wet and thick hair

4. When hairdrying is complete, return the hairdryer to its stand (D).

CAUTION: *Do not place appliance on any surface while it is operating.*

When drying your hair, keep your hair away from the rear air flow inlets.

The air inlet and outlet openings should never be obstructed. If however, the air flow is inadvertently obstructed during use, the built in thermal safety cut-out will automatically switch off the appliance. **Unplug the appliance and allow it to cool down for a few minutes.** The hairdryer will be ready for use again after cooling down for a few minutes. After plugging the hairdryer back into the wall receptacle, please follow the instructions for the ALCI safety device.

User Maintenance Instructions

This appliance is for household use and is virtually maintenance free. No lubrication is needed. Keep all vents and openings clear of dirt and dust.

If cleaning becomes necessary, disconnect the appliance from the power source and wipe the exterior with a damp cloth. If the cord becomes twisted, untwist prior to use. If any malfunction occurs, unplug the appliance, allow to cool and return to Salton/MAXIM Group repair department for service. There are no user serviceable parts in this hairdryer.

Storage

When not in use, "unplug it." Allow to cool and store out of reach of children in a safe, dry location.

Never wrap cord around the appliance. Avoid jerking, twisting or straining, especially at plug connections.

LIMITED WARRANTY

Machines distributed by Salton/MAXIM Housewares Group are warranted for one year from date of purchase against defects in workmanship and material. During that period these defects will be repaired or the product will be replaced at Salton/MAXIM's option, without charge. This warranty covers normal consumer usage and does not cover damage which occurs in shipment or failure which results from alteration, accident, misuse, abuse, neglect, installation, commercial use or improper maintenance. This warranty is effective only if the product is purchased and operated in the USA, and does not extend to any units which have been used in violation of written instructions furnished by Salton/MAXIM Housewares Group, or to units which have been altered or modified without authorization of Salton/MAXIM Housewares Group, or to damage to products or parts thereof which have had the serial number removed, altered, defaced or rendered illegible.

Service and Repair

DO NOT attempt to repair your SALTON HD-5060 Crazy Duck™ Hairdryer. Should the appliance malfunction, you should first call toll free 1-800-233-9054 between the hours of 9:00 am and 5:00 pm Central Standard Time and ask for CONSUMER CUSTOMER SERVICE stating that you are a consumer with a problem. If the problem cannot be resolved, you will be asked to return the machine to the factory for repair. Under no circumstances should you attempt to open the housing and repair the machine. Should you do this, your warranty will be voided.

To Return for Service

1. Securely package and return the product, PREPAID to: Salton/MAXIM Housewares Group, Repair Department, 550 Business Center Drive, Mt. Prospect, IL 60056
2. Be sure to enclose:
 - a. Your name, address and phone number.
 - b. The date of purchase (or receipt as a gift).
 - c. An explanation of the malfunction or reason for return.
 - d. Six dollars (\$6.00) Check or Money Order payable to Salton/MAXIM Housewares Group for return postage and handling.
 - e. To insure prompt "In-Warranty" service, be sure to include proof of date of purchase.

We recommend you take the necessary precaution of insuring the parcel.

3. **Toll Free** Number: 1-800-233-9054.



salton™

