


White-Westinghouse™

Smokeless Ashtray

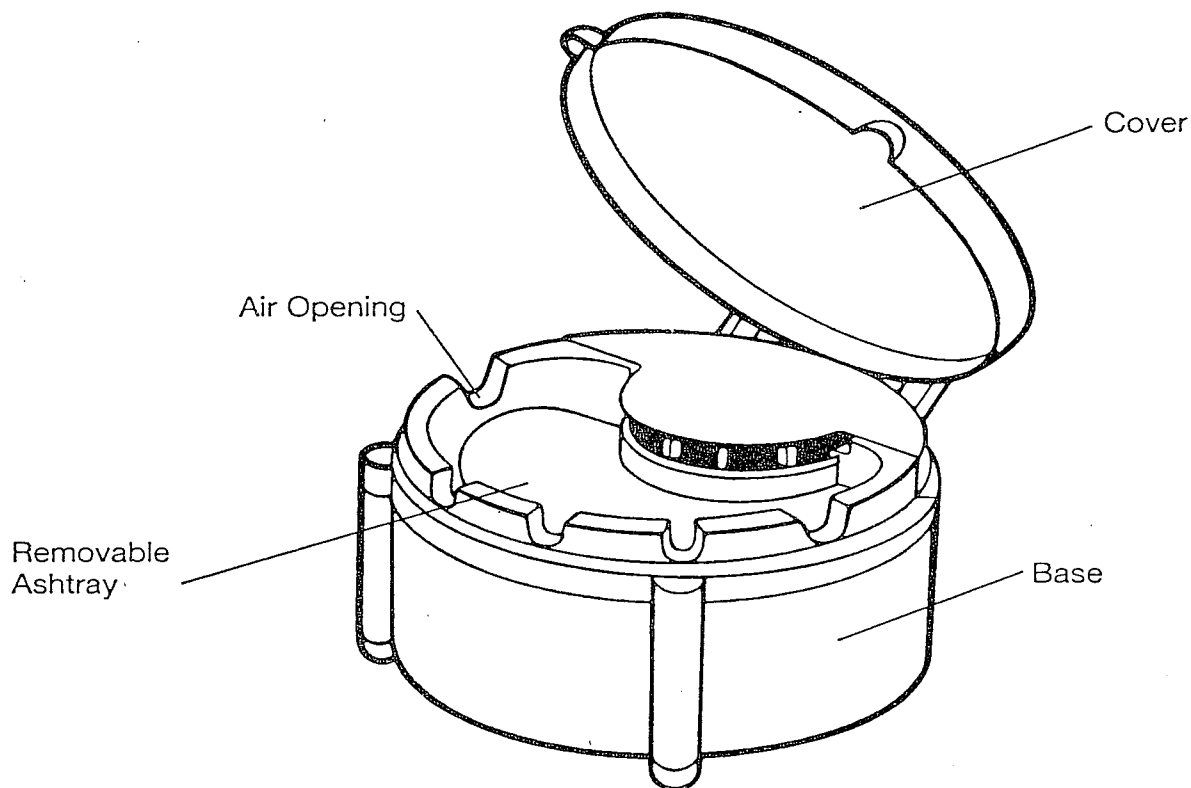
OWNER'S MANUAL



MODEL WSA1000

OPERATING INSTRUCTIONS

PRODUCT MAY VARY SLIGHTLY FROM ILLUSTRATIONS



IMPORTANT

DO NOT block air openings.

Before closing cover, be sure to extinguish all smoking items.

DO NOT use the smokeless ashtray for anything other than cigars, cigarettes and pipes. Other items may be drawn into fan/motor and damage unit.

Keep cover closed when unit is not in use to maintain battery life and lock in odors.

HOW TO USE

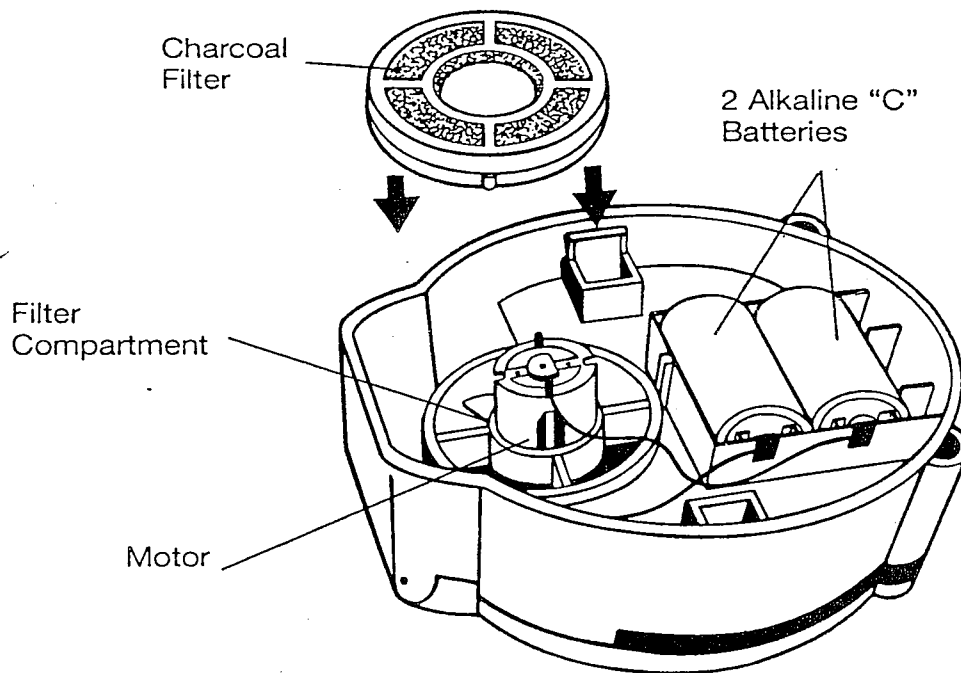
Simply open the cover to activate your smokeless ashtray. It helps remove and disperse unwanted idling smoke from cigarettes or cigars placed in the ashtray. Smoke is drawn down through an activated charcoal filter to help remove tobacco odor. The unit automatically shuts off when cover is closed.

To remove ashtray portion of unit for emptying or cleaning, open cover and lift out ashtray insert. Make sure smoking material is fully extinguished before emptying tray.

HOW TO CLEAN

Remove ashtray insert and clean it with soap and water. Be sure ashtray insert is completely dry before replacing in unit.

Wipe external surfaces of unit with a slightly damp cloth. DO NOT use abrasive cleaners. DO NOT immerse entire unit in any liquid or allow liquid to drip into the operating mechanism of the unit.



HOW TO REPLACE BATTERIES AND/OR CHARCOAL FILTER

IMPORTANT: EMPTY ASHTRAY AND CLOSE COVER BEFORE TURNING UNIT UPSIDE DOWN. REMOVE BASE COVER TO EXPOSE BATTERY AND FILTER COMPARTMENT.

TO REMOVE BASE COVER: Grasp the raised tabs as you lift the cover off. Battery and filter compartment will now be exposed.

TO REPLACE BATTERIES: Remove used batteries and dispose of properly. Insert 2 new alkaline "C" batteries in positions indicated in base. MAKE SURE THAT BATTERIES ARE INSTALLED CORRECTLY. If batteries are not properly installed, when unit is used it will blow air through the air openings at the top instead of acting as a vacuum.

TO REPLACE FILTER: Remove old filter and discard. Remove new filter from plastic bag. Gently slide new filter over the motor.

TO REPLACE BASE COVER: Align tabs on the cover with slots inside the base. Snap to close.

TO ORDER REPLACEMENT CHARCOAL FILTERS, PLEASE USE THE COUPON PROVIDED.

ONE-YEAR LIMITED WARRANTY

This White-Westinghouse product warranty extends to the original consumer purchaser of the product.

Warranty Duration: This product is warranted to the original consumer purchaser for a period of one (1) year from the original purchase date.

Warranty Coverage: This product is warranted against defective materials or workmanship. This warranty is void if the product has been damaged by accident, in shipment, unreasonable use, misuse, neglect, improper service, commercial use, repairs by unauthorized personnel or other causes not arising out of defects in materials or workmanship. This warranty is effective only if the product is purchased and operated in the USA, and does not extend to any units which have been used in violation of written instructions furnished, or to units which have been altered or modified or to damage to products or parts thereof which have had the serial number removed, altered, defaced or rendered illegible.

Warranty Disclaimers: This warranty is in lieu of all warranties expressed or implied, and no representative or person is authorized to assume any other liability in connection with the sale of our products. There shall be no claims for defects or failure of performance or product failure under any theory of tort, contract or commercial law including, but not limited to, negligence, gross negligence, strict liability, breach of warranty and breach of contract.

Warranty Performance: During the above one-year warranty period, a product with a defect will be either repaired or replaced with a comparable model (at the store's option) when the product is returned to Kmart. The repaired or replacement product will be in warranty for the balance of the one-year warranty period and an additional one-month period. No charge will be made for such repair or replacement.

Important Notice

If any parts are missing or defective, return this product to the place of purchase, or contact our Consumer Service Department for assistance.

Consumer Service

This White-Westinghouse product is distributed by:

Salton/MAXIM Housewares, Inc.

708 South Missouri St.

Macon, MO 63552-1343

Any questions or comments can be directed to Salton/MAXIM's address, or call the Consumer Service Department:

1-800-233-9054

Monday-Friday

9 a.m. - 5 p.m. CST

Trademark White-Westinghouse used under license.
©1997 White-Consolidated Industries, Inc.

Made in China for
Kmart Corporation
Troy, Michigan 48084

Printed in Hong Kong