


# **S+ARCK<sup>®</sup>**

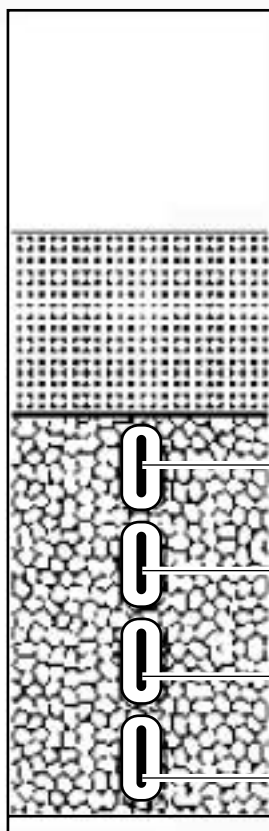
*USE AND CARE MANUAL*

WET TUNES<sup>®</sup>  
CLOCK RADIO  
Model PS606

# GETTING TO KNOW YOUR WET TUNES® CLOCK RADIO



Front



Side



ON/OFF  
+ VOL Dial

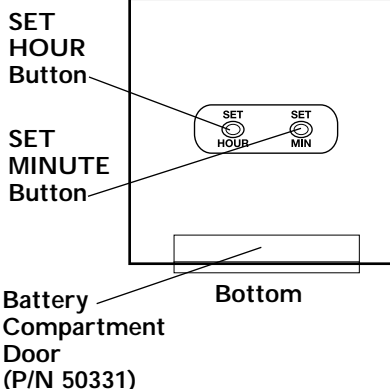
Radio Tuner

AM/FM

Light

## Installing Batteries

1. Remove the Battery Compartment Door on the back of the unit by sliding it out.
2. Insert one 9 V ALKALINE battery (not included) into the Battery Compartment. Make sure the polarity markings on the battery match the markings in the Battery Compartment.
3. Slide the Battery Compartment Door back into position.



# ***SET AND MODE FUNCTIONS***

To obtain maximum satisfaction and enjoyment, please follow these simple guidelines.

**Do not submerge the Wet Tunes™ Radio in water.**

It is moisture resistant, not waterproof!

## ***Setting The Clock***

1. The Clock Setting Buttons are located at the bottom of the unit.
2. Press the HOUR Button until the correct Hour appears on the Display. (PM will show on top left of the LCD Display.)
3. Press the MIN Button until the correct Minutes appear on the Display.

## ***Radio ON/OFF + Volume Control, Radio Tuner, AM/FM Band Selector, & Light***

1. Turn Radio ON by turning the Volume Dial upward. Turn Radio OFF by turning the Volume Dial downward.
2. Select your desired radio band by turning the AM/FM Band Dial.
3. Tune into a desired radio station by using the Radio Tuning Control. The selected frequency will be shown in the lower part of the LCD Display.
4. Adjust volume by turning the Volume Control Dial up or down.
5. Press the LIGHT Button and the LCD Display will illuminate for approximately 5 seconds.

**IMPORTANT:** Weak batteries can leak and damage your Radio. Always remove the battery when the unit will not be used for a long time, and replace the battery immediately when it becomes weak.

**WARNING:** This is a moisture-proof product. DO NOT immerse the Clock Radio into water as it will damage the Radio.

## ***Wall Mounting Using The Hook Mounting Plate***

1. Turn the Radio ON and move it to various locations on the wall to determine a suitable location that provides good reception.
2. Secure the provided Hook Mounting Plate to the wall with the screw provided.
3. Hang the Radio onto the Hook.

# LIMITED ONE YEAR WARRANTY

**Warranty:** This product is warranted by Salton, Inc. to be free from defects in materials or workmanship for a period of (1) year from the original purchase date. This product warranty covers only the original consumer purchaser of the product.

**Warranty Coverage:** This warranty is void if the product has been damaged by accident in shipment, unreasonable use, misuse, neglect, improper service, commercial use, repairs by unauthorized personnel, normal wear and tear, improper assembly, installation or maintenance abuse or other causes not arising out of defects in materials or workmanship. This warranty is effective only if the product is purchased and operated in the USA, and does not extend to any units which have been used in violation of written instructions furnished with the product or to units which have been altered or modified or to damage to products or parts thereof which have had the serial number removed, altered, defaced or rendered illegible.

**Implied Warranties:** ANY IMPLIED WARRANTIES WHICH THE PURCHASER MAY HAVE ARE LIMITED IN DURATION TO ONE (1) YEAR FROM THE DATE OF PURCHASE. Some states do not allow limitations on how long an implied warranty lasts, so the above limitation may not apply to you.

**Warranty Performance:** During the above one-year warranty period, a product with a defect will be either repaired or replaced with a reconditioned comparable model (at our option) when the product is returned to the Repair Center, or the purchase price refunded. The repaired or replacement product will be in warranty for the balance of the one-year warranty period and an additional one-month period. No charge will be made for such repair or replacement.

**Service and Repair:** Should the appliance malfunction, you should first call toll-free 1 (800) 934-7455 between the hours of 9:00 am and 5:00 pm Central Standard Time and ask for CONSUMER SERVICE stating that you are a consumer with a problem. Please refer to model number PS606 when you call.

**In-Warranty Service (USA):** For an appliance covered under the warranty period, no charge is made for service or postage. Call for return authorization 1 (800) 934-7455.

**Out-of Warranty Service:** A flat rate charge by model is made for out-of-warranty service. Include \$8.00 (U.S.) for return shipping and handling. We will notify you by mail of the amount of the charge for service and require you to pay in advance for the repair or replacement.

**For Products Purchased in the USA, but Used in Canada:** You may return the product insured, packaged with sufficient protection, and postage and insurance prepaid to the USA address listed below. Please note that all customs duty / brokerage fees, if any, must be paid by you and we will require you to pay the cost of customs duty / brokerage fees to us in advance of our performing any service.

**Risk During Shipment:** We cannot assume responsibility for loss or damage during incoming shipment. For your protection, carefully package the product for shipment and insure it with the carrier. Be sure to enclose the following items with your appliance: any accessories related to your problem, your full return address and daytime phone number, a note describing the problem you experienced, a copy of your sales receipt or other proof of purchase to determine warranty status. C.O.D. shipments cannot be accepted.

## To return the appliance, ship to:

ATTN: Repair Center  
Salton, Inc.  
708 South Missouri Street  
Macon, MO 63552

## To contact us, please write to, call, or email:

Salton, Inc.  
P.O. Box 7366  
Columbia, MO 65205-7366  
1-800-934-7455  
E-mail: [Salton@Saltonusa.com](mailto:Salton@Saltonusa.com)

**Limitation of Remedies:** No representative or person is authorized to assume for Salton, Inc. any other liability in connection with the sale of our products. There shall be no claims for defects or failure of performance or product failure under any theory of tort, contract or commercial law including, but not limited to negligence, gross negligence, strict liability, breach of warranty and breach of contract. Repair, replacement or refund shall be the sole remedy of the purchaser under this warranty, and **in no event shall Salton be liable for any incidental or consequential damages, losses or expenses.** Some states do not allow the exclusion or limitation of incidental or consequential damages, so the above limitation or exclusion may not apply to you.

**Legal Rights:** This warranty gives you specific legal rights, and you may also have other rights which vary from state to state.

For more information on Salton products: visit our website: [www.salton-maxim.com](http://www.salton-maxim.com)

