

SPEEDY™

Brought to you by



innovation for a healthier today and tomorrow

Model #'s, Descriptions & UPC codes:

SCOOTER8R - SCOOTER WITH RED WHEELS/HANDLE COVERS	0-82846-05310.5
SCOOTER8B - SCOOTER WITH BLUE WHEELS/HANDLE COVERS	0-82846-05311.2
SCOOTER8Y - SCOOTER WITH YELLOW WHEELS/HANDLE COVERS	0-82846-05312.9
SCOOTER8G - SCOOTER WITH GREEN WHEELS/HANDLE COVERS	0-82846-05313.6
SCOOT8WR - SPARES / RED SCOOTER WHEELS x 2	0-82846-05314.3
SCOOT8WB - SPARES / BLUE SCOOTER WHEELS x 2	0-82846-05315.0
SCOOT8WY - SPARES / YELLOW SCOOTER WHEELS x 2	0-82846-05316.7
SCOOT8WG - SPARES / GREEN SCOOTER WHEELS x 2	0-82846-05317.4
SCOOT8BR - RED SCOOTER BAG	0-82846-05318.1
SCOOT8BB - BLUE SCOOTER BAG	0-82846-05319.8
SCOOT8BY - YELLOW SCOOTER BAG	0-82846-05320.4
SCOOT8BG - GREEN SCOOTER BAG	0-82846-05321.1



USE & CARE GUIDE
SCOOTER8 MODELS
(ALL COLORS)



**READ THIS ENTIRE INSTRUCTION MANUAL AND
UNDERSTAND IT BEFORE USING THIS SCOOTER.
FAILURE TO DO SO CAN RESULT IN SERIOUS INJURY.**

Basic Information

- Your Speedy™ Scooter comes fully assembled, however for maximum safety and enjoyment, you must properly adjust and unfold it prior to use. Before each use, verify that there are no loose or missing parts and that the Brake is working properly.
- THIS SCOOTER IS SUITABLE FOR AGES 15 AND OVER.
- This Scooter supports 352 pounds (160 kgs) of weight.
- Wheel size: 4.2" (107 mm).

Safety Precautions

1. Wear a helmet at all times while riding the Scooter. Protective gear, such as knee and elbow pads, is also recommended for your safety.
2. Never ride the Scooter at dusk or at night.
3. Never ride the Scooter in wet or icy conditions. Wet weather impairs traction, braking and visibility.
4. Do not ride off road or on rough pavement, curbs, cobblestones, grates or other discontinuous surfaces.
5. Avoid roadways or other areas used by motor vehicles.
6. Do not ride recklessly or stunt ride. Make sure you are riding in control at all times.
7. Never ride with more than one person on the Scooter.

Save These Instructions

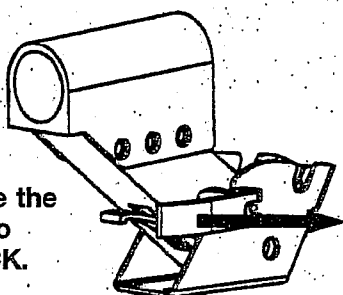
**CARRYING BAGS AND REPLACEMENT WHEELS ARE
AVAILABLE FOR PURCHASE BY CALLING:**

1-888-889-0899.

Scooter Adjustment Instructions

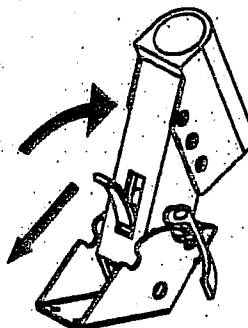
TO SET UP

1. Release the Latch to UNLOCK.




3. Position the Joint

2. Press the Trigger

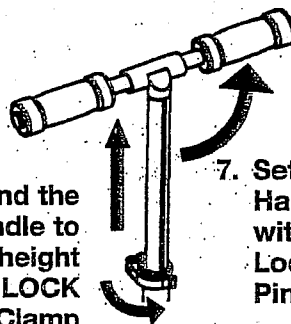


4. Press the Latch to LOCK



6. Extend the Handle to proper height and LOCK the Clamp

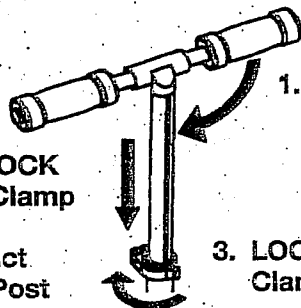
7. Set the Handle with Locking Pins



5. UNLOCK the Clamp

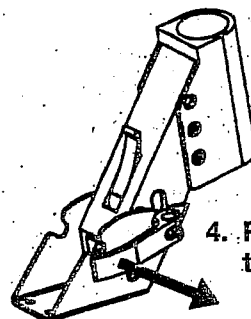
TO FOLD

2. UNLOCK the Clamp and retract the Post



1. Press the Locking Pin and take out the Handle

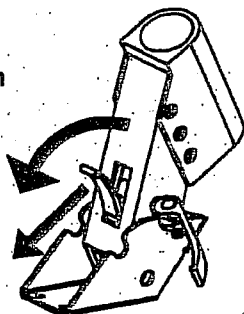
3. LOCK the Clamp



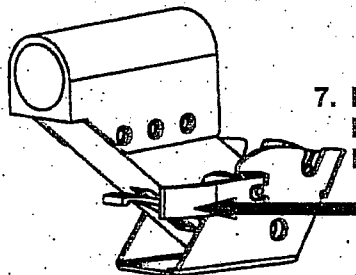
4. Release the Latch

6. Fold down the Joint

5. Press the Trigger



7. Press the Latch to LOCK

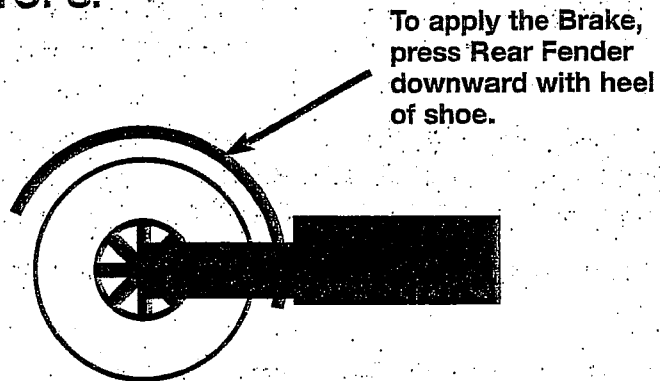


When locked correctly the Handlebar and Steering Height Pole should not change position.

WARNING: FAILURE TO PROPERLY LOCK THE HANDLEBAR INTO PLACE AND TIGHTEN THE STEERING HEIGHT ADJUSTMENT CLAMP CAN RESULT IN HANDLEBAR MOVEMENT AND LOSS OF CONTROL.

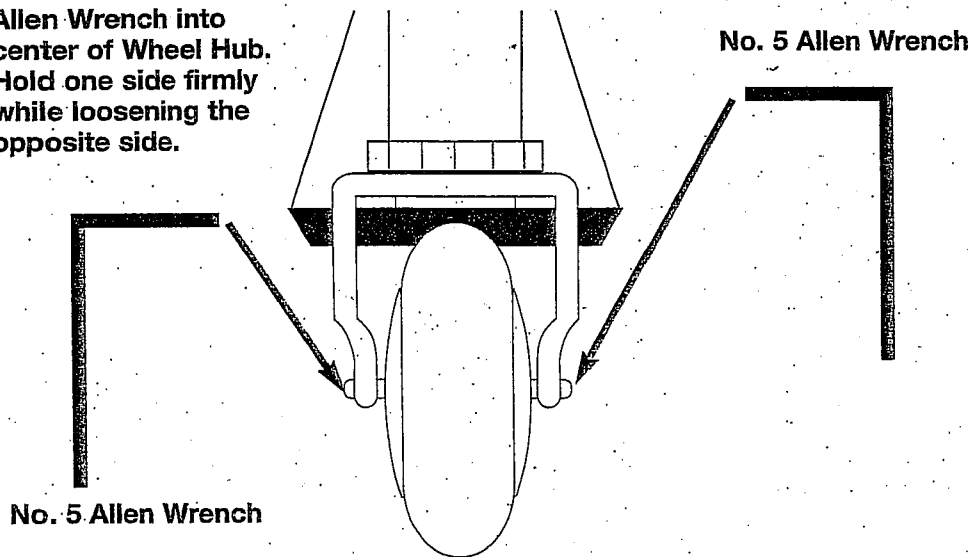
Braking Instructions

CAUTION! BRAKE GENTLY TO AVOID SKIDDING OR SUDDEN STOPS.



Replacing The Wheels

Use two No. 5 Allen Wrenches. Insert each Allen Wrench into center of Wheel Hub. Hold one side firmly while loosening the opposite side.



User Maintenance Instructions

Your Speedy™ Scooter will provide years of fun if properly maintained. If you are unsure how to perform this maintenance on your Scooter, take your Scooter to a local service center. To keep the Scooter in good working order it is recommended that you do the following:

1. Before each use, verify that there are no loose or missing parts and that the Brake is working properly. Check to make sure the Scooter is properly set up and locked into the desired position.
2. After riding, clean your Scooter with a damp cloth to remove dirt and grime.
3. On a weekly basis, apply a few drops of general purpose oil to each side of each Wheel Axle and to the Steering Height Adjustment Clamp. Verify that the Wheel Axle and Clamp Screws are tight.

90 DAY LIMITED WARRANTY

This Salton, Inc. product warranty extends to the original consumer purchaser of the product.

Warranty Duration: This product is warranted to the original consumer purchaser for a period of ninety (90) days from the original purchase date.

Warranty Coverage: This warranty does not apply to any part thereof which may fail due to improper assembly, accident, abuse, neglect or normal wear and tear. Scooter wheels and bearings are not covered by the warranty as they can be damaged by sudden braking and skidding, stunt riding, ramp jumping, riding through mud and sand, etc. This product is warranted against defective materials or workmanship. This warranty is void if the product has been damaged by accident, in shipment, unreasonable use, misuse, neglect, improper service, commercial use, repairs by unauthorized personnel or other causes not arising out of defects in materials or workmanship. This warranty is effective only if the product is purchased and operated in the USA, and does not extend to any units which have been used in violation of written instructions furnished by Salton, Inc., or to units which have been altered or modified or to damage to products or parts thereof which have had the serial number removed, altered, defaced or rendered illegible.

Warranty Disclaimers: This warranty is in lieu of all warranties expressed or implied and no representative or person is authorized to assume for Salton, Inc. any other liability in connection with the sale of our products. There shall be no claims for defects or failure of performance or product failure under any theory of tort, contract or commercial law including, but not limited to, negligence, gross negligence, strict liability, breach of warranty and breach of contract. This warranty does not apply to any Scooter that has been used for stunt riding, off-road riding, jumping, wheeling, ramp jumping, riding through mud and sand, or similar activities. Your Speedy™ Scooter is not designed or intended for such purposes and uses. This warranty does not cover any personal injuries, damages to or any failure of the Scooter or any other losses due to accident, improper use, neglect, misuse, abuse, normal wear, improper assembly or improper maintenance. Some states do not allow the exclusion or limitations of implied warranties or consequential damages, so the above limitations or exclusions may not apply to you. Salton, Inc. is not responsible or liable for indirect, special or consequential damages arising out of or in connections with the use or performance of the product or other damages with respect to loss of property, or loss of revenues or profit.

Legal Remedies: This warranty gives you specific legal rights, and you may also have other rights that vary from state to state.

Warranty Performance: During the above ninety-day warranty period, a product with a defect will be either repaired or replaced with a reconditioned comparable unit (at Salton, Inc.'s option) when the product is returned to the Salton, Inc. facility listed below. The repaired or replacement product will be in warranty for the balance of the ninety-day warranty period and an additional one-month period. No charge will be made for such repair or replacement.

Salton, Inc.
550 Business Center Drive
Mt. Prospect, Illinois 60056

For more information on Salton, Inc. products, visit our website:

<http://www.salton-maxim.com>, or email us at salton@saltonusa.com

Printed in China

©2000 Salton, Inc.

P/N 60615