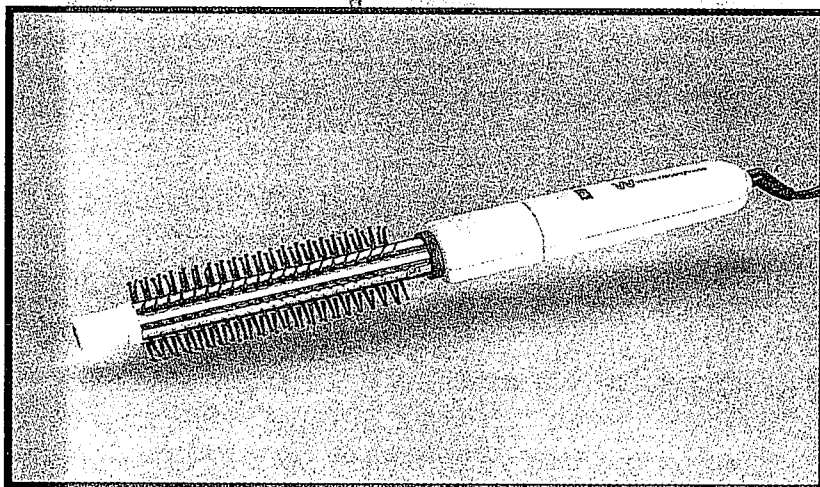



**White-Westinghouse™**

# ***Hot Curling Brush***

**OWNER'S MANUAL**



**MODEL WCB1834**



# IMPORTANT SAFETY INSTRUCTIONS

When using electrical appliances, especially when children are present, basic safety precautions should always be followed, including the following:

**READ ALL INSTRUCTIONS BEFORE USING.**

**KEEP AWAY FROM WATER.**

**DANGER - As with most electrical appliances, electrical parts are electrically live even when the switch is off.**

**To reduce the risk of death by electrical shock:**

1. Always "unplug it" immediately after using.
2. Do not use while bathing.
3. Do not place or store appliance where it can fall or be pulled into tub or sink.
4. Do not place in or drop into water or other liquid.
5. If an appliance falls into water, "unplug it" immediately. Do not reach into the water.

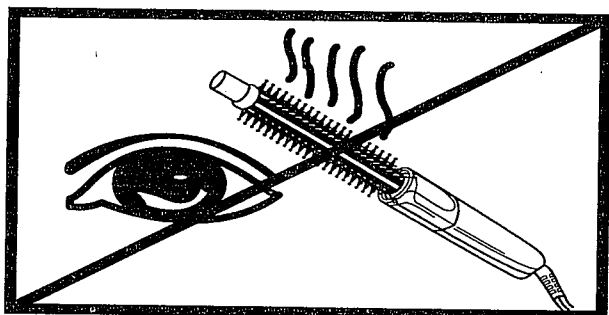
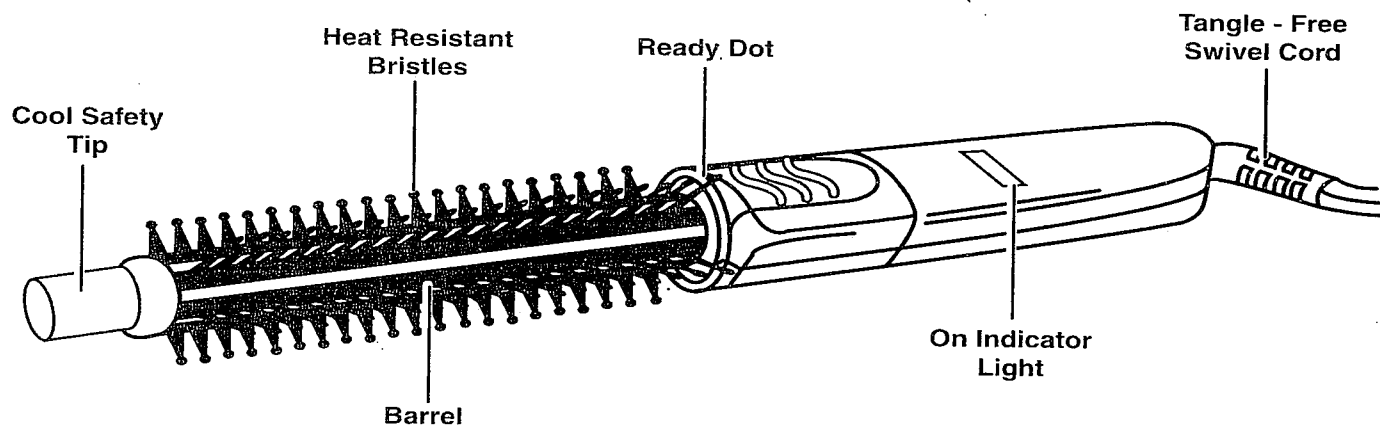
**WARNING - To reduce the risk of burns, electrocution, fire, or injury to persons:**

1. Do not leave appliance unattended while it is operating or is plugged in.
2. Close supervision is necessary when this appliance is used by, on, or near children or invalids.
3. Use this appliance only for its intended use as described in this manual. Do not use attachments not recommended by the manufacturer.
4. **Never operate this appliance if it has a damaged cord or plug, if it is not working properly, if it has been dropped or damaged in any manner or dropped into water. Take appliance to the nearest service facility for examination and repair or mechanical adjustment.**
5. Keep the cord away from hot or heated surfaces. Do not wrap the cord around the appliance.
6. Never use while drowsy or while sleeping.
7. Never drop or insert any object into any opening.
8. Do not use outdoors or operate where aerosol (spray) products are being used. Do not operate where oxygen is being administered.
9. This unit is hot when in use. To avoid burn hazard, do not let eyes and bare skin touch heated surfaces.
10. Do not place the heated unit directly on any surface while it is hot or still plugged in.
11. Do not use an extension cord with this appliance.

## SAVE THESE INSTRUCTIONS

# OPERATING INSTRUCTIONS

PRODUCT MAY VARY SLIGHTLY FROM ILLUSTRATION



**CAUTION: THIS PRODUCT CAN BURN EYES**



**KEEP AWAY FROM CHILDREN**

This appliance is for household use and may be plugged into any 120-volt AC electrical outlet (ordinary household current). Do not use any other electrical outlet.

**NOTE:**

This appliance has a polarized plug (one blade is wider than the other). As a safety feature, this plug fits in a polarized outlet only one way. If the plug does not fit into the outlet, reverse the plug, and try again. If it still does not fit, contact a qualified electrician. Do not attempt to defeat this safety feature.

**IMPORTANT:**

During the first few minutes of initial use, you may notice smoke and a slight odor. This is normal and will quickly disappear.

**TO USE:**

For a complete styling, hair should be clean, dry and free from dirt, hair spray, creams, etc. (This brush can also be used for quick touch-ups any time.)

**PRE-HEAT:** Rest the brush on a smooth, and heat-resistant, flat surface, plug in, and allow to heat. When ready dot on barrel turns dark, the brush is ready for use.

**STYLING:** Taking one section at a time, use the brush barrel to roll hair in the direction of the curl you want, and hold a few seconds. You'll find the cool safety tip a great help in winding, as you can use one hand on the handle and the fingers of the other on the cool safety tip. **(Note: To avoid tangling, do not wind hair around the brush more than two times.)** When hair feels warm, the curl is set, and you should carefully remove brush barrel and allow curl to cool without disturbing it. Continue all over head until you have achieved the style you want and can brush into place. . . also using the hot brush! When completely finished, and all curls have cooled thoroughly, gently brush and comb hair into the style you wish.

## USER MAINTENANCE INSTRUCTIONS

This appliance requires little maintenance and contains no user serviceable parts. Do not try to fix it yourself. Refer it to qualified service personnel if servicing is needed.

TO CLEAN: Unplug curling brush and allow to cool. Brush must be cleaned only when cold. Use a soft, slightly damp cloth to wipe the handle. Do not allow water or any other liquid to go into handle of the brush. Hair can be removed from bristles with a small brush or comb.

TO STORE: Unplug appliance and let it cool; store in its box or in a clean, dry place. Store the cord loosely coiled. **Never wrap the cord around unit;** this could cause the cord to wear prematurely and break. Do not put any stress on cord where it enters the handle, as it could cause cord to fray and possibly break. Never hang unit up by the power cord.

# **ONE-YEAR LIMITED WARRANTY**

This White-Westinghouse product warranty extends to the original consumer purchaser of the product.

**Warranty Duration:** This product is warranted to the original consumer purchaser for a period of one (1) year from the original purchase date.

**Warranty Coverage:** This product is warranted against defective materials or workmanship. This warranty is void if the product has been damaged by accident, in shipment, unreasonable use, misuse, neglect, improper service, commercial use, repairs by unauthorized personnel or other causes not arising out of defects in materials or workmanship. This warranty is effective only if the product is purchased and operated in the USA, and does not extend to any units which have been used in violation of written instructions furnished, or to units which have been altered or modified or to damage to products or parts thereof which have had the serial number removed, altered, defaced or rendered illegible.

**Warranty Disclaimers:** This warranty is in lieu of all warranties expressed or implied, and no representative or person is authorized to assume any other liability in connection with the sale of our products. There shall be no claims for defects or failure of performance or product failure under any theory of tort, contract or commercial law including, but not limited to, negligence, gross negligence, strict liability, breach of warranty and breach of contract.

**Warranty Performance:** During the above one-year warranty period, a product with a defect will be either repaired or replaced with a comparable model (at the store's option) when the product is returned to Kmart. The repaired or replacement product will be in warranty for the balance of the one-year warranty period and an additional one-month period. No charge will be made for such repair or replacement.

## **Important Notice**

If any parts are missing or defective, return this product to the place of purchase.

## **Consumer Service**

This White-Westinghouse product is distributed by:

Salton®

708 South Missouri St.

Macon, MO 63552-1343

Any questions or comments can be directed to Salton's address, or call the Consumer Service Department:

1-800-233-9054

Monday-Friday

9 a.m. - 5 p.m. CST

White-Westinghouse trademark used under license.  
©1998 White Consolidated Industries, Inc.

Made in China for  
Kmart Corporation  
Troy, Michigan 48084

Printed in Hong Kong